



## Romanesque Architecture

Centered in Western Europe: Britain, France, Germany, Spain

End of the 9th Century to the Rise of the Gothic: 12th Century

Influenced by Roman, Byzantine, Carolingian and Ottonian (German), Viking, Celtic and Saracenic (Moslem)

## Romanesque Life During this Time: Political Turbulence

Spain still controlled by the Moors

Widespread Illiteracy, Small & Scattered Population, Poor  
Communication

Constant threat of warfare

Monks held the Intellectual and Artistic Materials

Greatest Patron was the Christian Church – Language: Latin

Religious Pilgrimages were very popular

## Romanesque Pilgrimage Routes:



## Romanesque: Common Traits

Thick Stone Walls, Small Windows – Fortresslike Appearance, *Impression of Great Solidity and Heaviness* .

Articulation of Every Structural Division to Give Impression of Unity: Modular System of Construction with Interiors Divided in Bays. Differs from Smoothness of Early Christian Architecture.

Fat Piers supporting Round Arches and Barrel Vaults

Diversity throughout Countries and even within a Country because of Climate, Traditions, Materials and Communication

## Who Built the Churches?

1st Half of the 11th Century Church Building gained Momentum

Monks – Ivory Carvings, Embroidery, Arts of the Cloister

Architecture was one of the Mechanical Arts, not Liberal Arts

Architects had an Inferior Social Status

Erected by Stone Masons, ordinary workmen, hired by the Monks

# Romanesque Churches

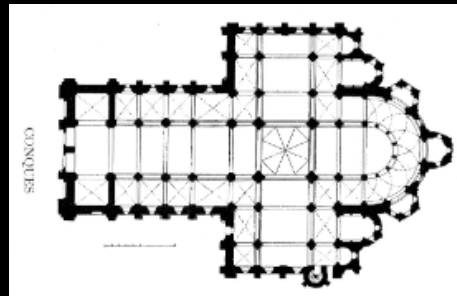
## Cruciform Plan

Churches were Built along the Pilgrimage Route –

Churches must accommodate many Pilgrims :

-so they provided a loop for circulation around the nave: side aisles

-At East End, a large semicircular apse behind was supplied with an Ambulatory (walkway around the Perimeter) and radiating Chapels displaying treasures



# Romanesque Churches

Long narrow Naves

Twin Towers at Entrance

Tower over the Crossing

Large Triforiums

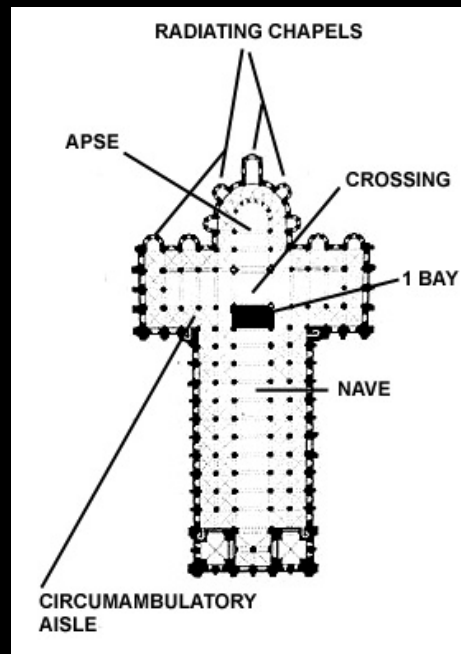
(Upper Gallery over side aisles)

Clerestories

Clustered Piers supporting Roof

Geometric ornament on

Columns and Capitals



## France: 1050 - 1150

France is split into a number of independent Domains

Pilgrimages / Blind Faith made it possible to erect a large Building to House Relics

Pilgrims offerings gave financial sources

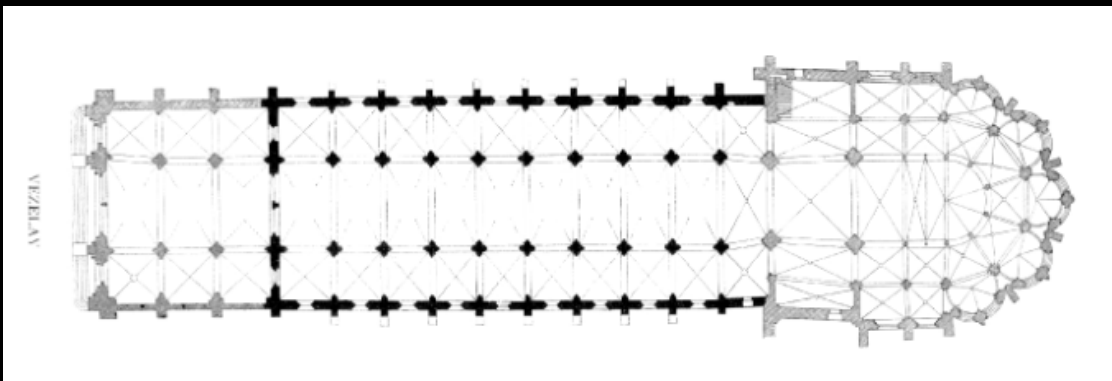
Between 1050-1350: 80 Cathedrals, 500 large Churches and Tens of Thousands of Parish Churches were erected

## Sainte Madeleine Vezelay, France: 1089 - 1206

Pilgrimage Church


200' Nave w/ Unusual high Vaulting

Pink & Gray bands on the Nave Arches: Divide Groin Vaults=Bays














## Sainte Madeleine Vezelay, France: 1089 - 1206






# Sainte Madeleine Vezelay, France: 1089 - 1206




# Sainte Madeleine Vezelay, France: 1089 - 1206








## Sainte Madeleine Vezelay, France: 1089 - 1206




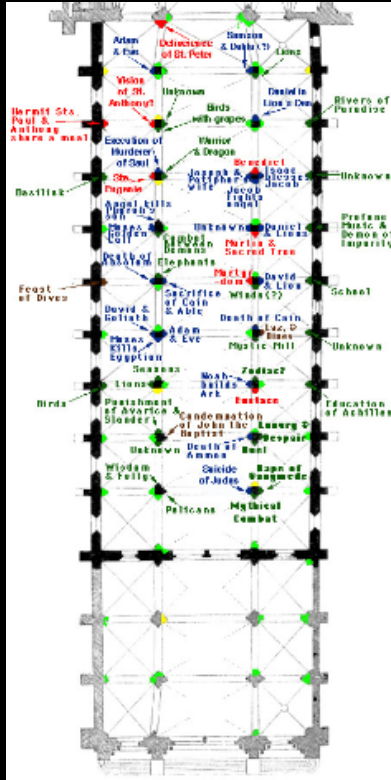
# Sainte Madeleine Vezelay, France: 1089 - 1206






# Sainte Madeleine Vezelay, France: 1089 - 1206



# Sainte Madeleine Vezelay, France: 1089 - 1206







## Sainte Madeleine Vezelay, France: 1089 - 1206







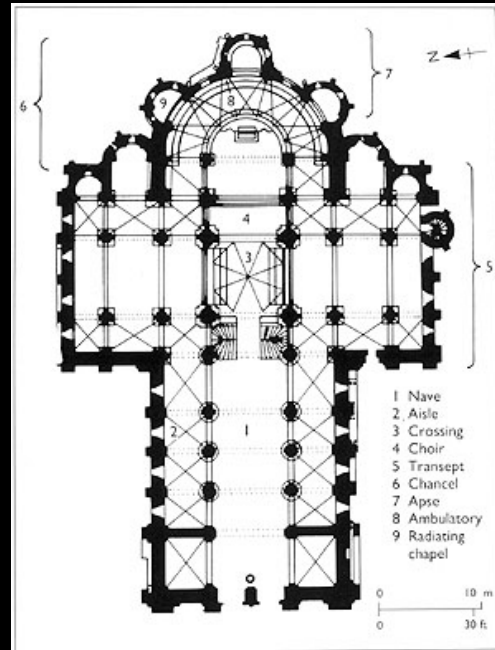
# Church of Sainte Foy, Conques, France:

1050 - 1130

Pilgrimage Church


Large Windows and a tall spacious Nave & Sanctuary  
Constructed of Stone (Fear of Fire)

Designed with Continuous Aisles around the Nave and transept  
Chevet: Combination of the Aisles that encircle the Apse, small Chapels and Ambulatory






# Church of Sainte Foy, Conques, France



# Church of Sainte Foy, Conques, France



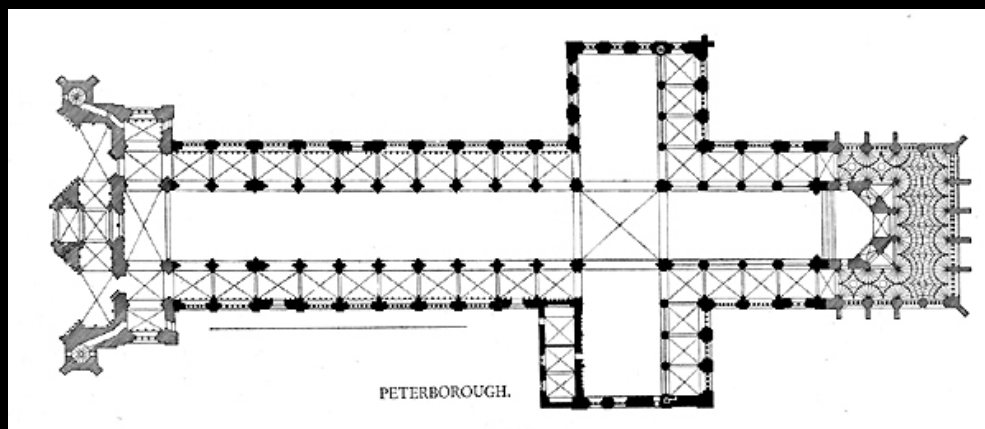
# Church of Sainte Foy, Conques, France





CONQUES


# Peterborough Cathedral England:

Pilgrimage Church Began in 1177, Nave started 28 years later  
211' long and 33' wide Nave w/ Wooden ceiling 81' high  
Built on the site of a Benedictine Abbey Church  
White Barnack stone juxtaposed to a painted wooden ceiling



PETERBOROUGH.








## Peterborough Cathedral England: 1089 - 1206












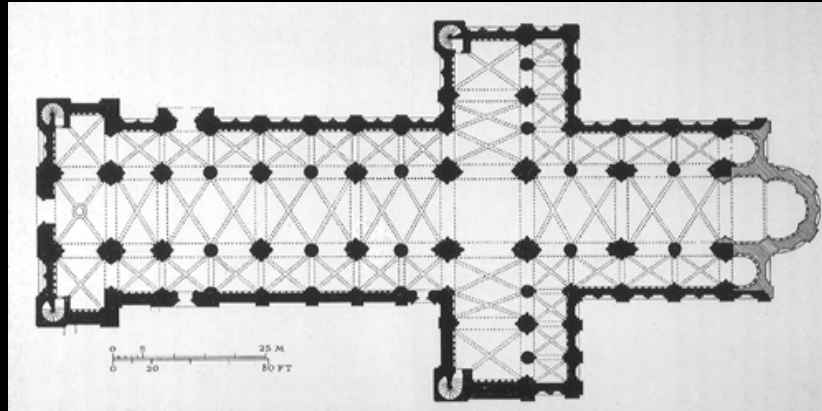
# Peterborough Cathedral England: 1089 - 1206





# Peterborough Cathedral England: 1089 - 1206





**Cathedral of Durham England:** Begun 1093  
Pilgrimage Church built mainly in the 12th Century  
470' long – 1st Church to have ribbed vaults  
Earliest Church to use Pointed Transverse Arches to divide the Nave into Bays



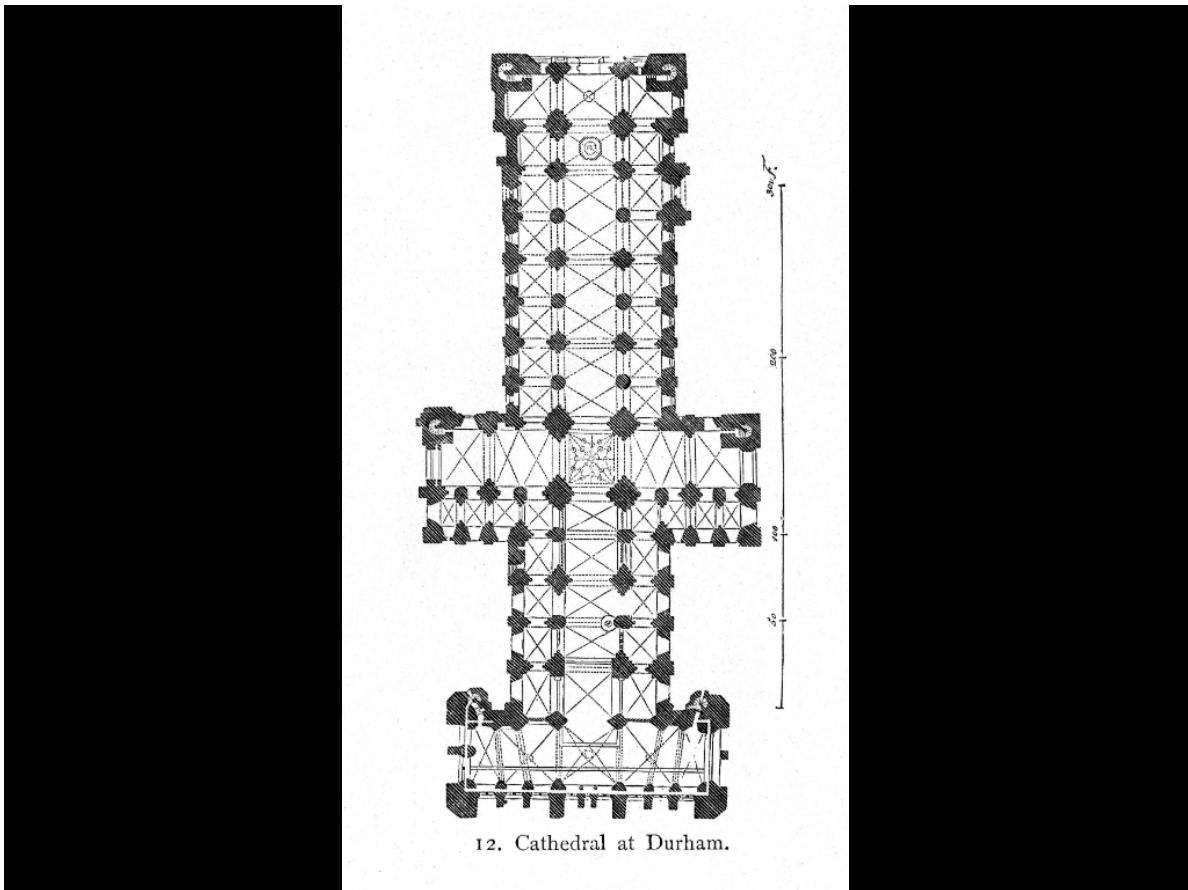


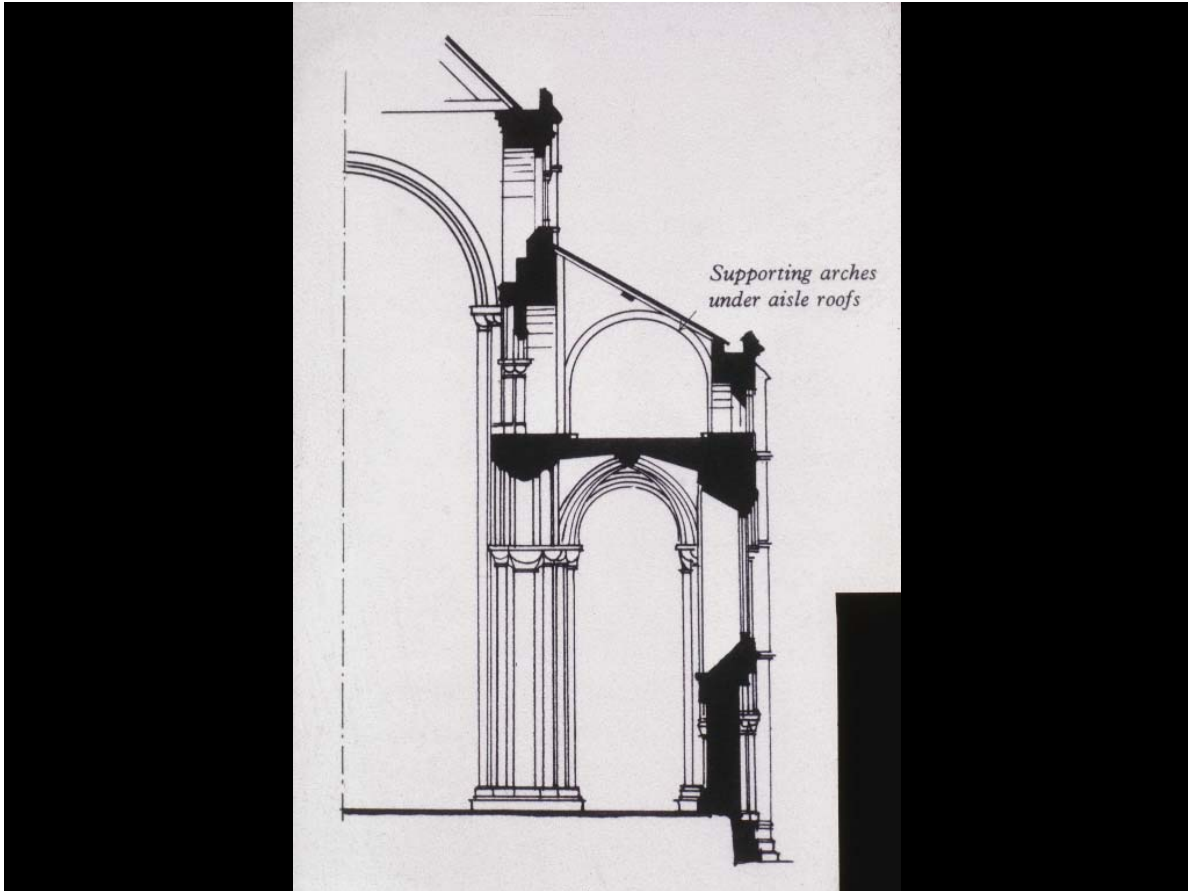












## Cathedral of Durham England: Begun 1093



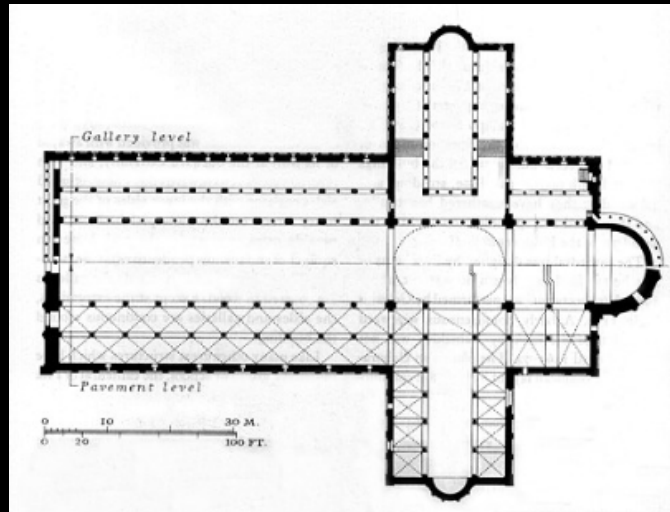
# Cathedral, Baptistry and Tower Pisa, Italy

Construction lasted 1063 – 1350

Site = Grassy Piazza sets stage for the White Marble exterior

Peak of Italian Romanesque Architecture


Set of Buildings link with light open arcades and inlaid marble

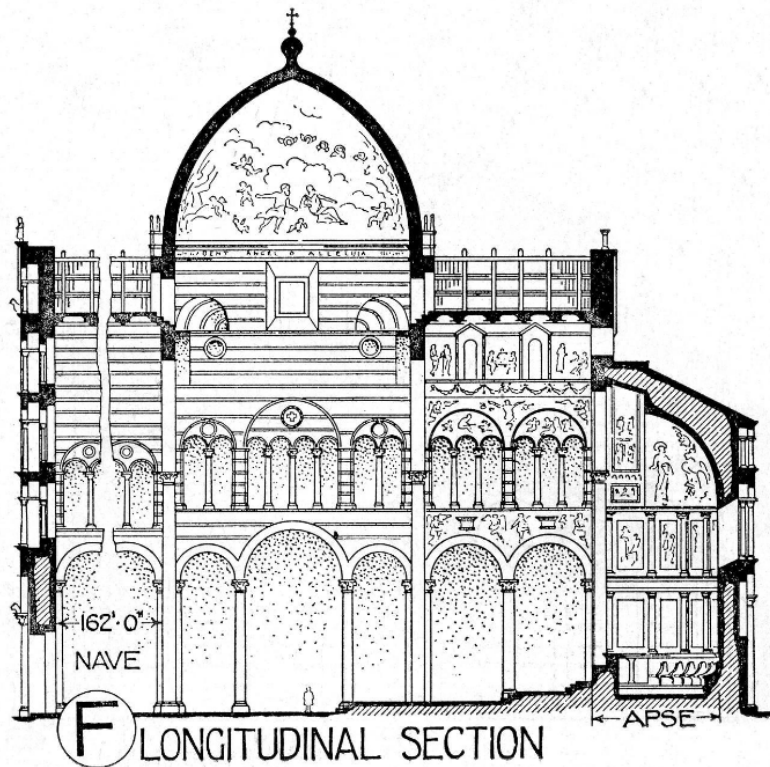
















## Cathedral, Baptistry and Tower Pisa, Italy





## Cathedral, Baptistry and Tower Pisa, Italy



