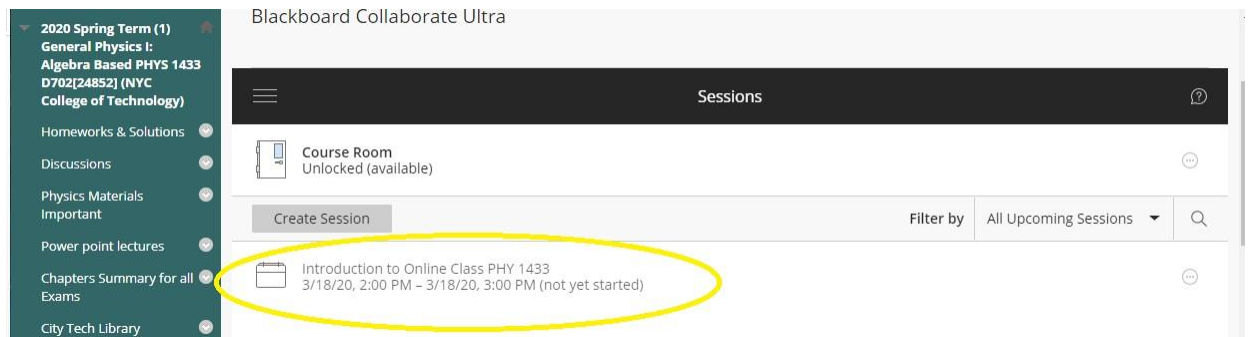
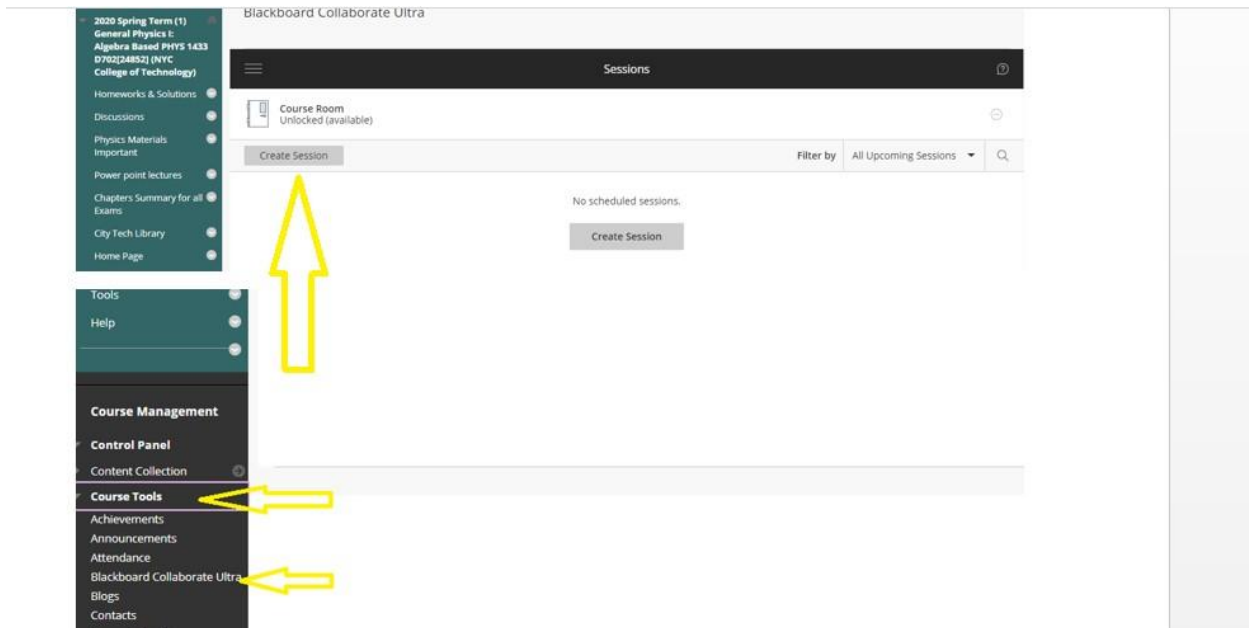


Blackboard Collaborate Ultra

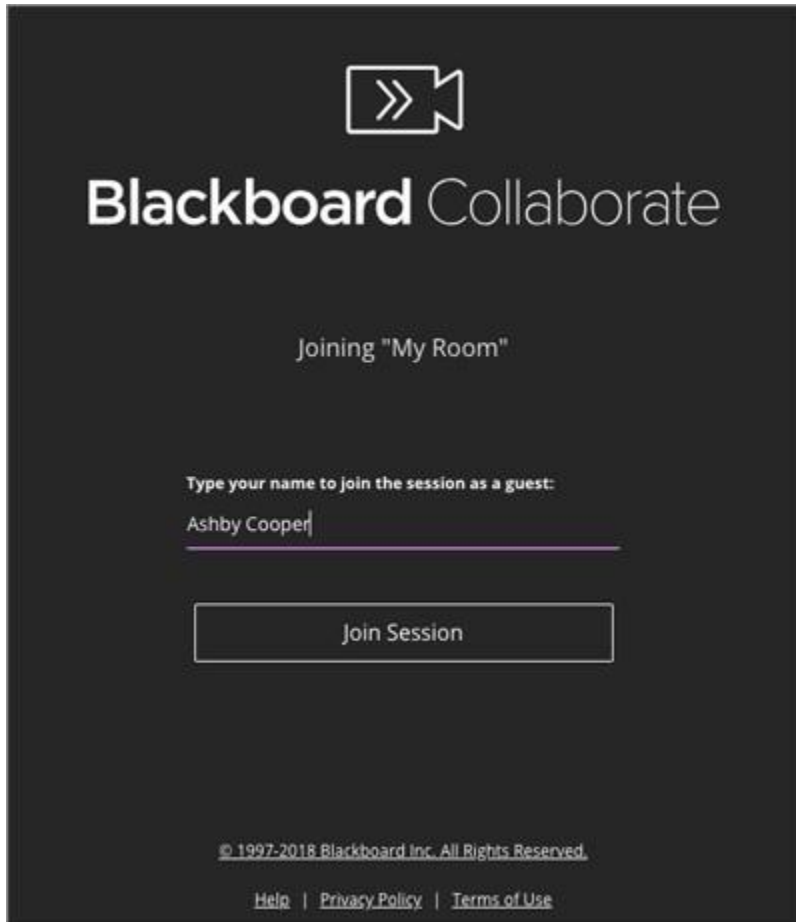
Locate Blackboard Collaborate Ultra on your Blackboard by following:



From the link I created for you and its unique only for the following course:

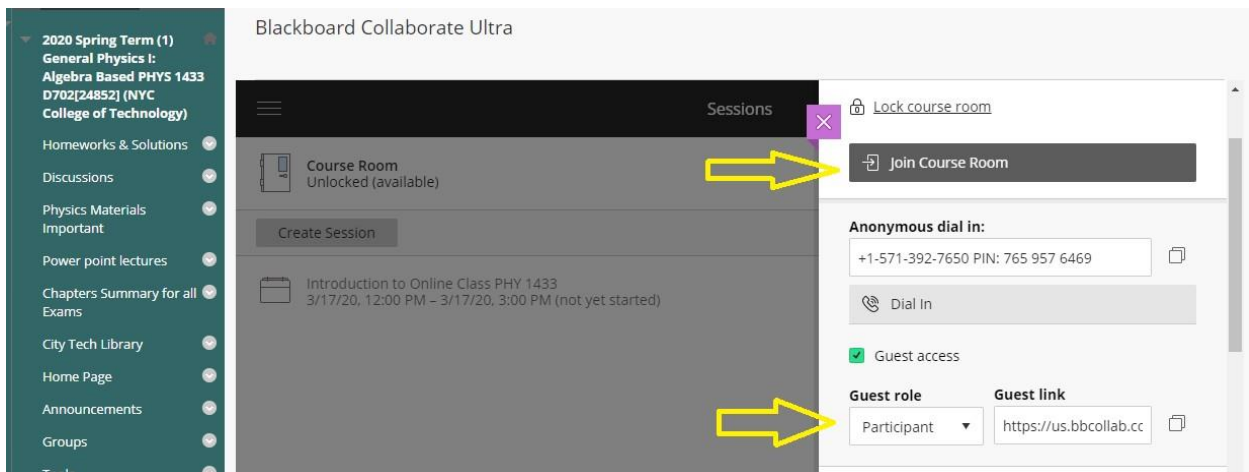
PHYS_1433_D702_1202_1 2020 Spring Term (1) General Physics I: Algebra Based PHYS 1433 D702 [24852] (NYC College of Technology)

<https://us.bbcollab.com/guest/.....>

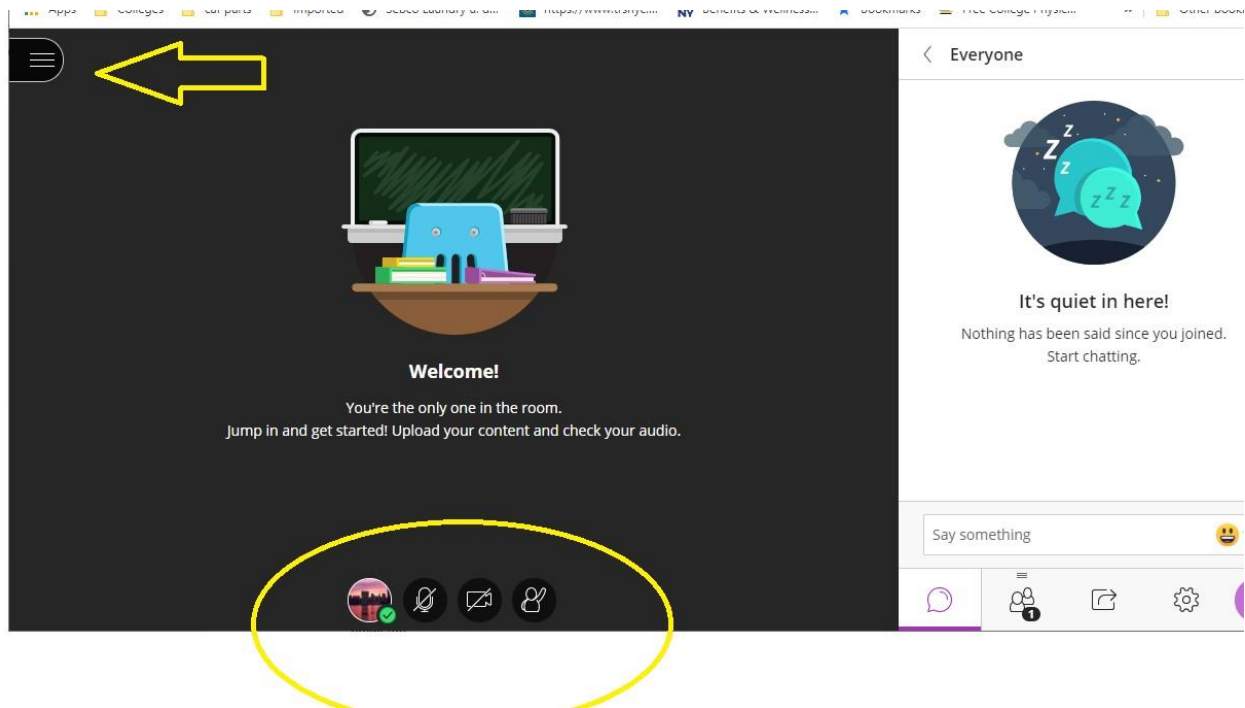


An administrator which your Instructor you registered for the class (in this case myself) will give you a link <https://us.bbcollab.com/guest/8530fec291f6464ba766a26cc52e7281>, to join a session or sign into the Scheduler. This link gives you moderator privileges and I need you to follow the steps to join:

1. Login ONLY AS “PARTICIPITANT” and join the session.

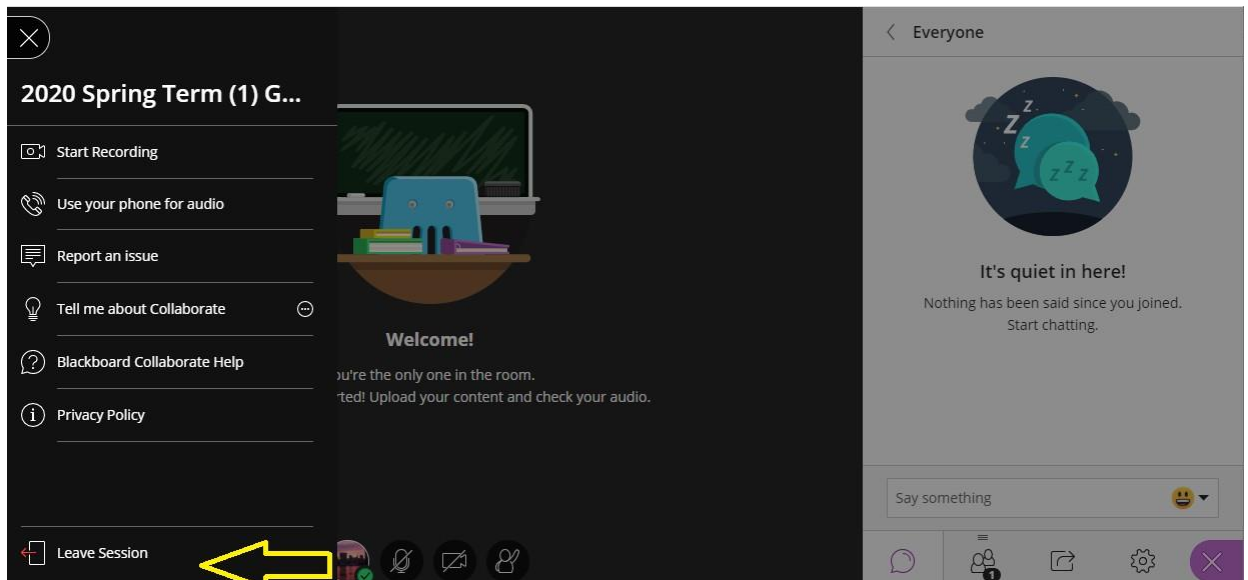


2. You MUST have headphones and keep it "MUTE" during the conversations with others or while I am talking; learn how to RAISE YOUR HAND online and you will be given permission to speak.



3. Those sessions are your attendance and It will be recorded exactly the same way as you present in-class.
4. Read announcements on Blackboard frequently so you do not miss out the session or you will be marked absent.
5. We will set up the meeting two times a week Monday/Wednesday between 2:00-3:40 P.M. which is exactly your class hours you registered.

I will follow the office hours as well listed don your syllabus which is Monday from 1:00-2:00 P.M. and Tuesday 3:00-4:00 p.m. or if you need help at some other time you make an appointment via email me.



More on session roles

Join sessions from your computer or mobile device. Open the link in your browser.

For the best Blackboard Collaborate experience with your screen reader use Firefox and JAWS on a Windows® system. On a Mac® use Safari® and Voiceover.

After the page loads, type your **name (Full Name Last and First** no abbreviations etc. acceptable) and select Join Session.

If this is your first time joining the session, complete the audio and video set up and add a profile picture. If enabled, you can also use the telephony feature to communicate with other users.

Hint: You are able to read further about joining from Scheduler If you: Hold **Ctrl+Click to follow link**:

More on joining from the Scheduler or web link

From your course on Blackboard



> Blackboard Collaborate Ultra

Sess



Telecommunications 101 - Course Room
Unlocked (available)

No schedule

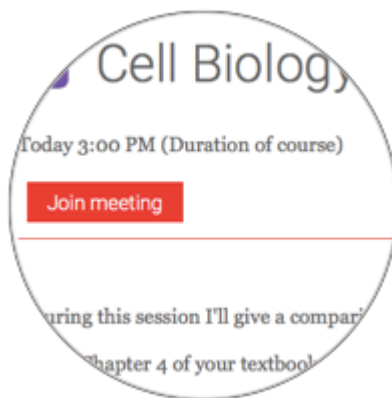
If you have Collaborate in your course, you can join the course room or create new sessions from directly in your course. It's up to you what the sessions are for. It could be one-on-one sessions, class lectures, or a place for students to host group study sessions.

Go to Collaborate in your course. Select the session name and select the join option.

If offered by your institution, you can use the phone number to join the session anonymously. To learn more, see [Join sessions from your phone](#).

Join from a Blackboard Learn course

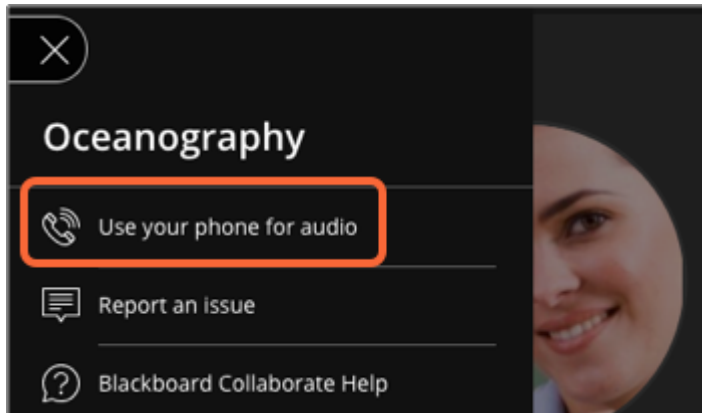
Blackboard Learn



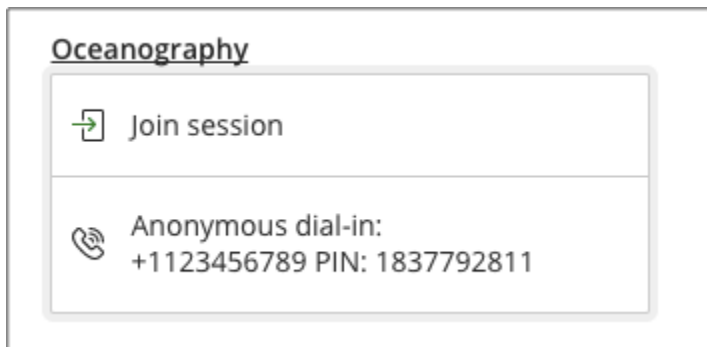
From in the session: If you have joined a session on a browser and want to use your phone for audio, open the Session menu and select Use your phone for audio. Select the number listed and enter the temporary personal identification number (PIN).

On iPhones, the PIN is inputted for you. You don't need to write it down first.

With this personal PIN, you appear as yourself in the session. This PIN is associated with your personal account. Don't share it with anyone.



✓ **From the list of sessions:** Select the name of the session you want to call into. Select the Anonymous dial-in information from the menu. Your device calls into the session. You appear as an anonymous caller to other attendees in the session.



✓ **From dial-in information sent to you:** Call the number and enter the Anonymous dial-in PIN sent to you. You appear as an anonymous caller to other attendees in the session.

Need a number different from the one provided or want to learn more about the Collaborate teleconference feature? [Jump to Collaborate Teleconference.](#)

From the Blackboard Instructor app

Blackboard Instructor is a mobile app that enables you to view course content, grade assignments, connect with students in discussions, and launch Blackboard Collaborate sessions. The app is available for iOS and Android mobile devices.

Users can join a Collaborate Ultra session from Blackboard Instructor, if a link is provided within a course. After selecting the link, the session opens in the mobile device browser.

[Blackboard Instructor information and download](#)