


STUDENT NAME: Kelly Lew

INTRODUCTION

What were your expectations of the place, before arriving? Did your experience of the place match your expectations? How did it, or did it not, live up to your expectations? What did you notice about the place that you didn't already know from reading or previous visits?

My first visit at the park was 5 years ago where the area was still under construction due to September 11. Back in 2013, there was fence and no one was sitting outside or hanging out. The atmosphere was very different compared to our visit today, September 12, 2018. Even on the week of anniversary of September 11, the feeling is not the same as it was then. I usually do not visit Zuccotti Park during the anniversary time of when the Twin Towers collapsed since it will be very busy. I was kind of surprised that it was not too crowded by tourist. It felt more like place that was predominantly locals who worked nearby. I do not prefer this public space compared to other public spaces in New York City. I felt that it was not enough green or feel like a place to relaxing lunch. I feel that it was too open.

For this visit I noticed that the man with the suitcase, the iconic statue, was moved to another location. It is located where a new sculpture of a rose will be erected on September 18. I usually do not sit in Zuccotti Park since it just seems so busy. When I sat to actually observe for this project, my expectation was right about how busy this space was. There were large groups and working people running or walking quickly through the park. 

SITE OBSERVATIONS

Insert 3 photographs and provide a title for each image. The title should be a a word or short phrase that sums up the subject matter of the photo or a visual theme present in the photo.



Small green patch



New construction



Tree tops

Why did you choose these images? Do they summarize a feeling you have for the place? Do they focus on prominent objects or features of the place? Explain.

I chose the images above to represent the park. There is not much foliage beside the high tree tops or one patch of leafy greens. I thought it is significant to point it out since it is considered a "park." When someone mentions I think of lots of green, peacefulness, and maybe a wooden bench. I chose to include the new construction as it makes this public space seem very small with all the surrounding tall buildings. It makes it not only small but not as brightly lit by natural sunlight.

Describe the sizes and shapes of buildings in this area. Is there general uniformity or heterogeneity among structures?

From my observation the buildings were heterogeneity. The buildings were newer, while others look much older due to its style. There is a white stone looking building that is close to the eastern side of the park where the red sculpture stands seem like it has been in there longer than the other surrounding buildings. All of the surrounding buildings look they have more than 10 floors. Most of the buildings that are newer have more glass windows than the older buildings. Shapes and sizes vary, but it still doesn't allow a lot of sunlight through unless the sun is setting.

Describe the patterns, textures, colors, and ornamental features of the surfaces of the buildings and structures in and around the place.

The white colored building has more characteristic especially with the texture and patterns while the other buildings are cold and lack any characteristic. I feel that the black and glass buildings are cleaner in design but lack any creativity or design. The benches and tables were cubes or

How is the natural world integrated into the built environment? Were trees, plants, lawns, and bodies of water established *around* existing architectures, or were the buildings and walkways built to observe preexisting "wild" areas? Describe patterns and methods of integration.

The only "wild" life that occupied is the flock of pigeons or occasional rat that would scurry around. The city has become very people friendly that our wild life is further North versus downtown where life consist of long nights.

Other than buildings, what are the functions of the designed / built structures (walkways, seating, etc)?

There were seating areas or tables set up. Unlike other public spaces the benches will remain out all night. I feel that the park is promoting people who have no where else to go home to. The layout of the park was designed well especially for public speakers or people who gather in large groups meet. It felt that all the walkways were not predominate. I felt that there was no set or desinate ition for people to walk through as long as they got to point a to point b.

What public amenities are offered to users of the space (water fountains, wheelchair access and other supports for the disabled, public telephones, phone charging stations, WiFi, subway and bus stations, etc.)?

The space was truly wheelchair friend, since Zuccotti Park has little to non- steps. There are no modern connects. Hopefully that next visit it maybe in the process of being planned to create a more user friendly. The subway station is quite close especially when it comes to telling someone the truth.


How have the planners and architectects communicated the purpose of the place, via signage or design elements?

There were no true purpose for the park besides that it is open 24hrs. I think that it was designed to withstand the weather conditions that can be brutal to New York's winter months. I believe that the planners and architects wanted to keep it simples just like the building that surround it. It felt a bit strange to sit in a space that seems to be intended for people to walk through or take a day time nap.

Are there any restrictions or rules (either explicit or implied) about how to use the space or interact with other people? Do you see anyone using the space in a manner that exceeds or violates the intentional design? Describe.


There were no true rules beside feeding the birds or littering. No one seemed to pay attention to it and continue to feed the birds. Everyone kept to themselves unless they were trying to sell something to you. I believe that the design suits what people are using the space for like to interact with people or just sit to watch the birds.

How do people generally interact with the environment? Is this place crowded? Walkable? Easy to navigate? Comfortable?

I do not feel comfortable in Zuccotti Park since it just feels too open. I do not have a sense of privacy or personal space as people weasel their way through the benches even if you **were just sitting there mind your business.**  It is not difficult to navigate since it is very public space that not even the wall were completed.

What is your personal experience of the place? Think about sound/smell/touch, your body's movement, contact with the ground and physical comfort. How does the place make you feel?


I do not prefer this public space compared to other public spaces I have visited through New York City. I did not feel like I belong. I felt like I was another passerby versus the person who works in a fancy office. The benches were truly uncomfortable especially if you plan on sitting long.

The space that makes us **Zuccotti park makes it more like a walkway than a place to sit to eat lunch or take a smoke break.** 



ANALYSIS/DISCOVERIES

Use this section to reflect on your observations. Remember to refer to your observations when drawing general conclusions.

Thinking about the neighborhood in which the place is embedded, who is this space designed for and for what general purpose?



From the area in general, I think that the true intention for the space was for the people who work in the area to take a smoke break or time away from their desk. There were a lot of people walking through the park or **sitting the space in a suit or dressed professionally.**  I think that the space was made more for the people work in the surrounding buildings than the people who are visiting. Although a few tourists utilized the space, it was predominantly people who worked in the office.

More specifically, what kinds of social interactions does the place encourage or support? How do noise and light affect social interaction? What about the proximity of design elements (walkways, benches, etc.)? Mention specific design elements in your answer.


During our visit, I felt that people were not in the space since the weather was not the best conditions. There were small groups of people like people meeting for lunch or tour groups walking through. I do not think it is well light especially during the night unless it is the holiday season.  area has a few lights that will glow softly enough to see to avoid the benches and tables. 

The tables had checker or chessboard design to play a game. The benches and tables were red granite which is sturdy and polished to be glistening. There was one man who found a bench without any notches to take an afternoon nap.

How might you use the space in a creative way that exceeds the intended use of the designers? Think about behavior, physical movement and organization, numbers of people, etc.

I feel that the space has multiple uses since it is so spaced out. It could be easily barricaded to hold private functions or maintain a group during protest. The space does not have any signage of the intention of the space should be. The space is versatile for the people who chose to utilize it. The tables and benches can support any given weight if someone stood on top of it.  flow of people is steady, where people meet quickly or have a seat for lunch. It seems to be an outdoor alternative for people having lunch in the area since the food trucks are along the perimeter. This space could be used for pop up shops, since there is a lot of foot traffic. 

QUESTIONS for FURTHER RESEARCH. Write down questions that require further research to answer. These should follow directly from your analysis section and be complex and specific enough to serve as the basis of a research project; do not include questions you can answer with a quick google search.

1. Question? **Why is public space designed without a perimeter like most green spaces and open 24hrs when other public spaces have set hours?** 
2. Question? **Beside following building codes, why was the park created?**
3. Question? **The statue of the man with the suit case was moved multiple times and now a rose has erected in his place, why would an iconic statue be moved from its original placement considering how symbolic it has become after the Twin Towers destruction?** 