

Learning Places Fall 2018

# SITE REPORT #1A

## Zuccotti Park



An overall image that displays the park environment on a raining afternoon. You can see tour guide groups, people sitting and take a break from work, or just people walking through the park.

STUDENT NAME: Aylin Cruz

## INTRODUCTION

What were your expectations of the place, before arriving? Did your experience of the place match your expectations? How did it, or did it not, live up to your expectations? What did you notice about the place that you didn't already know from reading or previous visits?

Zuccotti park didn't live up to my expectations. Before arriving to the park i thought the park would have a lot of green space. Area where you can sit on grass and have a lot of trees around the park. But when visiting the park it feels more like a plaza. There a lot of places where you can sit and relax. But there a lot of noise around the park. I wonder if the signage saying you can't lay down and set up tent is a responses of the occupy wall street protest. Or if that sign was originally place when the park opened. I would like to go back to the site when it's sunny. I would like to see the difference verse when we went that it was raining. The park probably has a lot more people using the space.

## SITE OBSERVATIONS

Insert 3 photographs and provide a title for each image. The title should be a a word or short phrase that sums up the subject matter of the photo or a visual theme present in the photo.



People having conversation or just sitting down  
material



The signage located at the entrance of the park




The change of scale and


Why did you choose these images? Do they summarize a feeling you have for the place? Do they focus on prominent objects or features of the place? Explain.

Sitting : The architect design several sitting arrangement along the park. The other sitting arrangement are linear benches that surround the border of the park. As well from a few table and chair where people can eat lunch. This one display a circle that has different sizes of benches. Your have the opportunity to sit with a friend or alone. The circle is also located at the entrance of the park.




Signage : There are certain rules you have to follow at the park. The sign display that you can't skateboard,rollerblade, or ride your bicycle. The third signage displays behaviors that are not permitted at the park. Like for example you can not camp/and or erection of tents or other structures. It's prohibited to lay down on the ground or bench stating that is unreasonably interferes with the use of the public sitting area or walkways by other.

Building: The third imagine displays the difference of scale surrounding the park. The older building are made out of brick with few windows. The newer building are skyscraper that are made out of glass and steel. It's nice to have the park located where it's at because at the park you feel a sense of openness. 


Describe the sizes and shapes of buildings in this area. Is there general uniformity or heterogeneity among structures?

The size of shape of the building all varies along the surrounding of the park. The building location south of the park is called One Liberty Plaza. This is one of the largest office building in Manhattan. The building was able to go higher up then what zoning requires by adding in the public Zuccotti park. The facade of the building is black and the structure is steel. From Trinity Pl you're able to see the world trade center building. There a general sense of uniformity with the shape of the building are for the most part rectangular. Heterogeneity among structures can be seen with the height of the building, color and materials. 



Describe the patterns, textures, colors, and ornamental features of the surfaces of the buildings and structures in and around the place.

A lot of the skyscraper have very little of ornamental features. There a lot of black around the site.  The one liberty plaza has the same material of granite on the grade level from the park. The park feature a tall red sculpture. I did noticed that there a high school.  The high school like kinda scary because there very few windows on the first five floors. I didn't notice it was a high school until I saw the sign. There a lot of skyscraper around the park and i feel like on a sunny day the park gets a lot of shadows. 

How is the natural world integrated into the built environment? Were trees, plants, lawns, and bodies of water established around existing architectures, or were the buildings and walkways built to observe preexisting "wild" areas? Describe patterns and methods of integration.

The natural world integrated into the built environment by using the same tone of color and texture.  The park has granite and so does the One Liberty Plaza. There a sense of nature by having few trees and area dedicated to plants and flowers. The surrounding area of the park has no trees. The park adds the natural element around all those tall building.

Other than buildings, what are the functions of the designed / built structures (walkways, seating, etc)?

The function of the seating was to have groups of people together. I believe the function for the seating to be hard and a little bite  uncomfortable to allow the people to have small breaks. The intention was not to spend the whole day at the park. The walkways helps commuters to pass through without disturbing people.  I think to function of the outlet to provide a charging station that is hidden. The outlet is located low by the trees.

What public amenities are offered to users of the space (water fountains, wheelchair access and other supports for the disabled, public

telephones, phone charging stations, WiFi, subway and bus stations, etc.)?

Some of the park amenities is that is ADA accessible. There are ramps and stairs located on the two entrances. The park is outlets around the trees. The outlets are pretty much hidden because of its location close to the ground. Along Cedar street there are several food carts and venders of clothes. During the night the park is illuminated by light that are located on the floor. The subway stations are a few blocks down from the park. You have Cortland street station can take the N,R,W train and fulton street station to take the 4 and 5 train. The bus line that are close to the park are SIM2, SIM32, SIM34

How have the planners and architectects communicated the purpose of the place, via signage or design elements?

At the entrance 3 signages are displaying what is prohibited in the park. Along the garden area there another signage that reads you can't feed the birds. The planners and architect design the park with different arrangement to allow of people to communicate. Along the entrance of the park there a circular shape bench that people can sit and talk there. In between the park you have lineal benches. Through the park there is an area when there chairs and tables. All the sitting are made out of the same material of granite. The granite has dark tones of brown and black. The design element are stairs and ramps. There a few trees around the park.

Are there any restrictions or rules (either explicit or implied) about how to use the space or interact with other people? Do you see anyone using the space in a manner that exceeds or violates the intentional design? Describe.

The rules are stated at the entrance of the park. Another rule is that you can't feed the birds. I didn't see anyone using a skateboard,rollerblade,or bicycle. There was one rule that was violated. The park signage states you can't lay down on the public sitting area or walkways. I did see a person taking a nap on one of the benches. But for the most part I didn't see people violating the place. I believe that the people was using the space how it was design. People were able to take a break from work to sit,relax or even enjoy food. I saw several people that had uniform that were probably in the park during their break.

How do people generally interact with the environment? Is this place crowded? Walkable? Easy to navigate? Comfortable?

At time the environment is very noisy. Many place walk through the park for them to get to their destination. At one point during the visit a tour group guide passed by. The tour guide talked about the importance of the park for the protest that happened in 2011. Also how the area was affected after the 9/11 attacks. There was several people eats or having conversations. You did see a few people in suits those people probably work in one of the offices building around the park. The place was walkable and wasn't very crowded. I believe that happened because it was a raining day. I believe that on a sunny day there a lot of more movement around the site. The site is easy to navigate by having two entrance at both ends of the park.

What is your personal experience of the place? Think about sound/smell/touch, your body's movement, contact with the ground and physical comfort. How does the place make you feel?

Overall i didn't had a bad experience at the site. It would have been better if it wasn't raining. It was interesting that they was a man that asked us if we were on a school trip talking about the protest. He was actually apart of the protest and he was glad that we were teaching about it. The park can get noisy it is located in a very busy part of Manhattan. You can smell the food from the food carts. The sitting or not to comfortable. The material is granite so it's a hard surface but I believe that's a benefit in a way. That's because you have less chance of having people laying down. The purpose of the park is great but i believe it would feel like a park. By having more grass spaces. I would like to go back and see if I have a different view of the park experience.


## ANALYSIS/DISCOVERIES

*Use this section to reflect on your observations. Remember to refer to your observations when drawing general conclusions.*


Thinking about the neighborhood in which the place is embedded, who is this space designed for and for what general purpose?

The reason for the park of being build was that the office building wanted to go taller.  So part of the zoning requirement is that they were able to built more if there would provide an area that was accessible to the public. That's why the park is privately own but is open to the public 24/7. Overall the people that use the park are using it for it's design intension. You see different type of people using the park for example worker, tourist, and people that are just walking by.


More specifically, what kinds of social interactions does the place encourage or support? How do noise and light affect social interaction? What about the proximity of design elements (walkways, benches, etc.)? Mention specific design elements in your answer.

This park is accessible at anything of the day even at night. They make it accessible at night by adding lights on the floor. This place encourage social interactions. I believe that the park encourage social interaction by the design of the sitting. You have the options to sit in pairs or in a large group, or even if you want to sit alone. The walkway are clear and open enough so that it can circulate a lot of people that use the park 

How might you use the space in a creative way that exceeds the intended use of the designers? Think about behavior, physical movement and organization, numbers of people, etc.

A creative way that exceeds the intended use of the designers space is the park is to having art sculptures. The park features one big red sculptures. I think having more sculptures that would encourage more people to come to the site. The sculptures can be feature in the park for a few months and periodically changed. As I was researching about the park I noticed an image that had a statue of a businessman. I would have wish to see the statue in person. That businessman statue represents the financial district. 

QUESTIONS for FURTHER RESEARCH. Write down questions that require further research to answer. These should follow directly from your analysis section and be complex and specific enough to serve as the basis of a research project; do not include questions you can answer with a quick google search.

1. Question? How has the use of Zuccotti park changed after the Occupy wall street moment?
2. Question? Before Zuccotti park was built how to did the community response to the proposal? How has to community response change after it was built ? 
3. Question? Do the owner of Zuccotti park profit and/or benefit from the park? If so how?

# SITE REPORT #1B

## FURTHER RESEARCH

Choose and revise one of your questions for further research from part 1A of this report.

Revised Research Question:

Find a book, government document, or newspaper article that could help you answer your question.

MLA Citation for Book, Government Document, or new article:

Why did you select this source? How does it address all or part of your research question?

Describe the process you used to find this source including any keywords and the search engine or tool you used to search.

What other sources or further information would you need to answer your question? Where would you look for them?