

STUDENT-READY COLLEGE: A STUDENT SUCCESS PARTNERSHIP

Student Success Partnership at City Tech is a creative, intentional process in which members of the college community develop and improve student success and experience. Working across the college leads to greater opportunities to share our vision and engage our students with what they need to plan their path to graduation and beyond.

PLAN Week 2020
October 26, 27, 28, 29

ACADEMIC DEPARTMENT PLAN FORM

How will your department participate in PLAN Week?

Department: Honors Scholars Program

Submitted by: Dr. Reneta D. Lansiquot

Please complete the PLAN Week table below, save it as a PDF, and upload the PDF your department's PLAN Week Activities to the file section of the [Student-Ready College Committee OpenLab](#) site.

Upload the PDF with the name: "PLAN[deptF2020]"

- PLANS are due by Friday, October 16 at 5:00pm.
- Questions may be directed to Lauri Aguirre at Laguirre@citytech.cuny.edu

PLAN Week materials will be shared on or before October 13 for all departments and college office use. These will include: 6 Steps to Prepare for Academic Advisement, PLAN week schedules flier with registration info, and PLAN week workshops flier.

Thank you!!

PLAN WEEK 2020: October 26-29				
Department	Person(s) Responsible Identify the faculty member(s) involved with PLAN week activities	Email address for responsible faculty member(s)	Activity(s) List the activities your department will schedule in preparation for and during PLAN Week.	Date/time of activities
Honors Scholars Program	Mr. Christopher Navarrete, Prof. Tamrah Cunningham	CNavarrete@citytech.cuny.edu; TCunningham@citytech.cuny.edu	Prepare list of Honors Scholars and City Tech's chapter of The National Society of Collegiate Scholars (NSCS) members	Oct 16
Honors Scholars Program	Mr. Navarrete	CNavarrete@citytech.cuny.edu	email 1 st send "Honors Scholars Program PLAN Week Guide" to Honors Scholars/NSCS members to use Second Life	Oct 19
Honors Scholars Program	Mr. Navarrete	CNavarrete@citytech.cuny.edu	Remind students via email of PLAN activities. Share PLAN promo materials.	Oct 22
Honors Scholars Program	Dr. Lansiquot, Prof. Cunningham, Mr. Navarrete	rlansiquot@citytech.cuny.edu; TCunningham@citytech.cuny.edu; CNavarrete@citytech.cuny.edu	Host a networking event in Second Life to allow day and evening students to get together on City Tech island via their avatars. Promote our upcoming virtual graduate school fair and NSCS chapter activities during this event.	Tuesday, Oct 27, 6:00-7:00 Thursday, Oct 29, 1:00-2:00



NEW YORK CITY COLLEGE OF TECHNOLOGY

Honors Scholars Program PLAN Week Guide

The following is a short guide for how to use Second Life (<https://secondlife.com>) to participate in the Honors Scholars Program PLAN Week activities. For a more in-depth tutorial on how to use Second Life, visit the official quickstart guide: <https://community.secondlife.com/knowledgebase/english/second-life-quickstart-r373/>

Second Life System Requirements

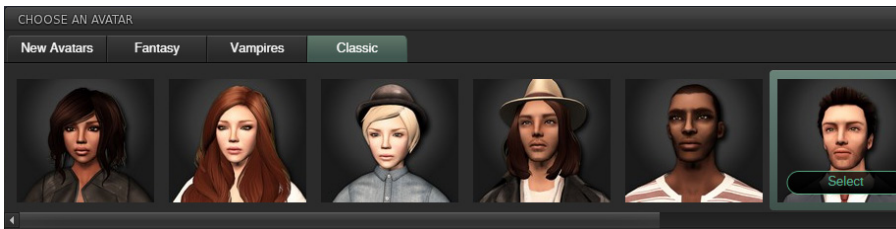
Windows	Minimum Requirement	Recommended
Operating System	Windows 8 or Windows 10	Windows 8.1 or Windows 10 64 bit version
Computer Processor	CPU with SSE2 support, including Intel Pentium 4, Pentium M, Core or Atom, AMD Athlon 64 or later.	2-GHz (Windows 8) 64-bit (x86) or better
Memory	1 GB or more	4 GB or more
Resolution	1024x768 pixels	1024x768 pixels or higher

MacOS	Minimum Requirement	Recommended
Operating System	Mac OS X 10.9 or better	the latest official Apple release of macOS
Computer Processor	1.5 GHz Intel based Mac	2 GHz Intel Core 2 Duo or above
Memory	1 GB or more	4 GB or more
Resolution	1024x768 pixels	1024x768 pixels or higher

Note: In order to use Second Life to participate in the Honors Scholars Program virtual graduate school fair, you must have a PC or Mac with at least the minimum requirements. For more information on Second Life's system requirements, please visit the official Second Life systems requirement page: <https://secondlife.com/support/system-requirements/>

Changing your Avatar


1. Hover to the top left side of the menu bar.
2. Click **Me > Choose an Avatar**. The **Choose An Avatar** menu will appear.
3. Click the **New Avatars** and **Classic** tabs to view a list of usable avatars.
4. Click on an avatar to change your current avatar (see below).



Please choose an appropriate avatar (humanoid, fully clothed, no wings, etc.). You will be removed and possibly banned from City Tech Island if you do not adhere to this rule.

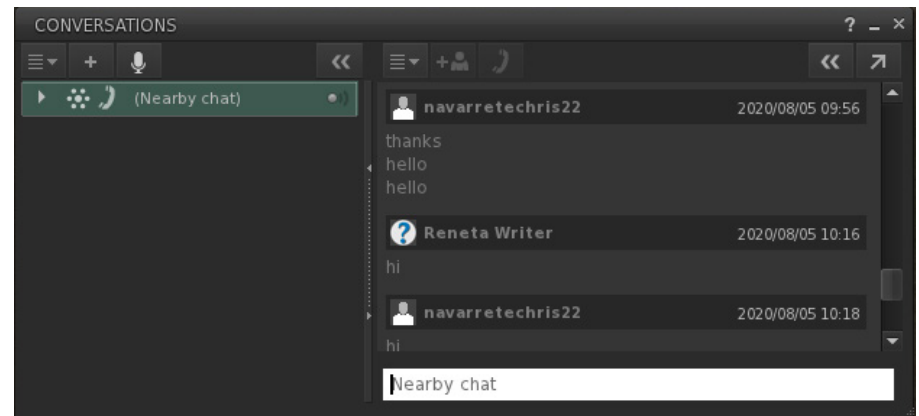
Teleporting to City Tech Island

1. Hover to the address bar at the top left side of the menu bar.
2. Click the white address bar (see below).
3. Type in the following text, "**City Tech, CityTech (98, 198, 25)**"
4. Press enter once finished to teleport to the graduate school fair.



Using Text and Voice Chat

1. Hover to the top left side of the menu bar.
2. Click **Communicate > Conversations**. The **Conversations** menu will appear.
3. Click **Nearby Chat** on the left side of the **Conversations** menu (see below).
4. Click the white chat bar on the bottom right side and begin typing to text chat with other users (see below).
5. Click the microphone symbol on the left side of the **Conversations** menu and begin talking to speak with other users (you must have a microphone).



Please use appropriate language when speaking to other users. You will be removed and possibly banned from City Tech Island if you do not adhere to this rule.