



Participating in Discussions

Discussions are one of the ways your instructor may choose for communication in your course. You can post new topics in the discussions or reply to what other students have posted. It's important to remember to keep discussion threads on topic and relevant.

To start a new topic

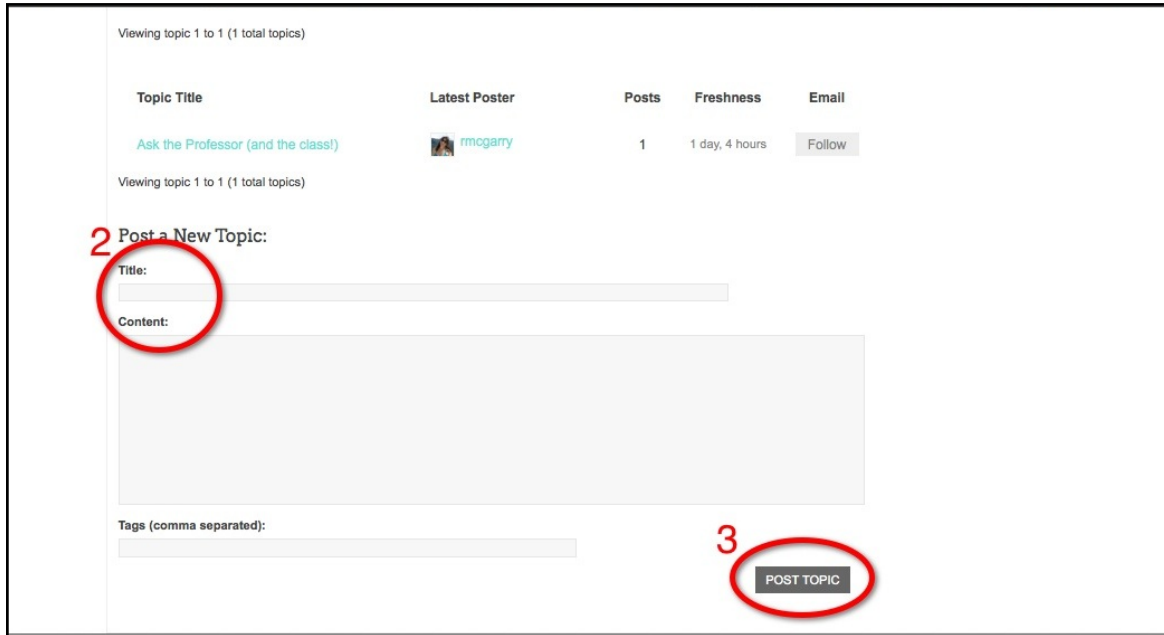
1. Click on *Discussion* on the *Dig a Little Deeper* menu.

The screenshot shows the OpenLab interface for a course. At the top left is the OpenLab logo and the text "A place to learn, work, and share". Below this is a navigation bar with links for Home, People, Courses, Projects, Clubs, Sites, Help, and Log Out. A secondary navigation bar includes My Profile, My Friends, My Courses, My Projects, My Clubs, My Sites, and My Messages. The main content area is titled "Course on the OpenLab" and features a course card for "POLSC 345: Civil Wars [test course]". The card includes a photo of a military vehicle, the section code "12345", and a description of the course. To the right of the course card is a sidebar titled "Dig A Little Deeper" with a list of options: Leave Group, Home, Discussion (circled in red), Members (5), Send Invites, Email Options, Site, Syllabus, Readings, Assignments, Policies, and About This Course. A red number "1" is placed to the left of the "Discussion" link.


Participating in Discussions

2. On the discussion page, scroll down until you see text boxes that allow you to enter a post title and content. These are both required.

3. Then click *Post Topic*.



Viewing topic 1 to 1 (1 total topics)

Topic Title	Latest Poster	Posts	Freshness	Email
Ask the Professor (and the class!)	 rmcgary	1	1 day, 4 hours	Follow

Viewing topic 1 to 1 (1 total topics)

2 Post a New Topic:

Title:

Content:

Tags (comma separated):

3 [POST TOPIC](#)



Participating in Discussions

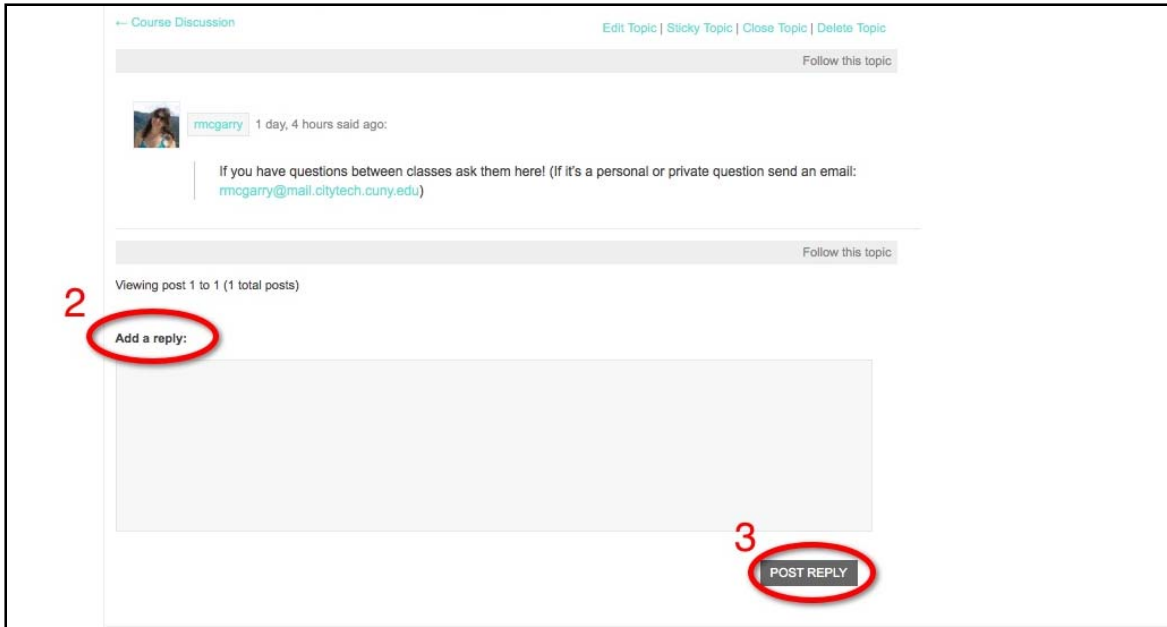
To read and reply to topics

1. Click on the topic from the main *Discussion* page.

A screenshot of a discussion page. At the top, it says "Viewing topic 1 to 1 (1 total topics)". Below this is a table with columns: "Topic Title", "Latest Poster", "Posts", "Freshness", and "Email". The first row of the table has the following data: "Test Topic for Bree's Test Course" (circled in red with a red number '1' next to it), a profile picture of a person, "Mr. Test E. Faculty", "2", "1 month, 1 week", and a "Mute" button. Below the table, it says "Viewing topic 1 to 1 (1 total topics)". Underneath is a section titled "Post a New Topic:" with a "Title:" label and an empty text input field, and a "Content:" label and a larger empty text area.


2. Read the topic and type your reply in the *Add a Reply* box.
3. Click *Post Reply*

Participating in Discussions



← Course Discussion Edit Topic | Sticky Topic | Close Topic | Delete Topic

Follow this topic

 **rmcgarry** 1 day, 4 hours said ago:

If you have questions between classes ask them here! (If it's a personal or private question send an email: rmcgarry@mail.citytech.cuny.edu)

Follow this topic

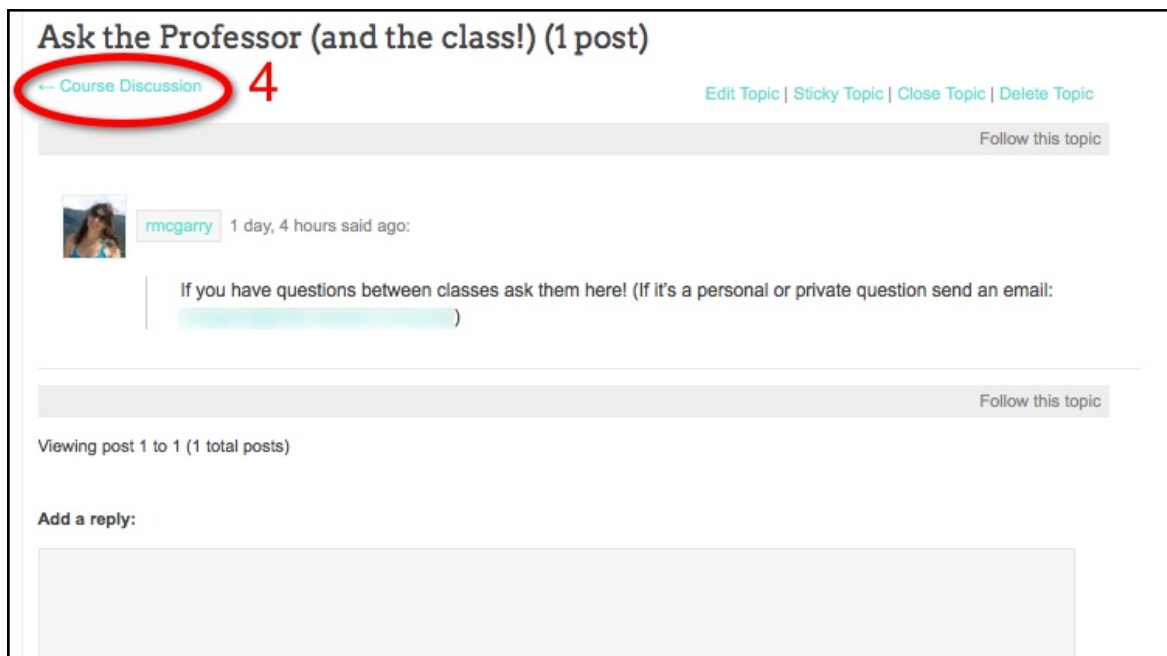
Viewing post 1 to 1 (1 total posts)

2 Add a reply:

3 POST REPLY

This screenshot shows a discussion thread interface. At the top, there is a navigation bar with a back arrow and the text 'Course Discussion', followed by action links: 'Edit Topic | Sticky Topic | Close Topic | Delete Topic'. Below this is a 'Follow this topic' button. The main content area shows a post from user 'rmcgarry' with a profile picture and a timestamp of '1 day, 4 hours said ago:'. The post text reads: 'If you have questions between classes ask them here! (If it's a personal or private question send an email: rmcgarry@mail.citytech.cuny.edu)'. Another 'Follow this topic' button is located below the post. Below the post, it says 'Viewing post 1 to 1 (1 total posts)'. There are two red annotations: a '2' next to the 'Add a reply:' label, and a '3' next to the 'POST REPLY' button, both of which are circled in red.


4. To return to other discussion topics click on *Course Discussion*.



Ask the Professor (and the class!) (1 post)

← Course Discussion Edit Topic | Sticky Topic | Close Topic | Delete Topic

Follow this topic

 **rmcgarry** 1 day, 4 hours said ago:

If you have questions between classes ask them here! (If it's a personal or private question send an email: rmcgarry@mail.citytech.cuny.edu)

Follow this topic

Viewing post 1 to 1 (1 total posts)

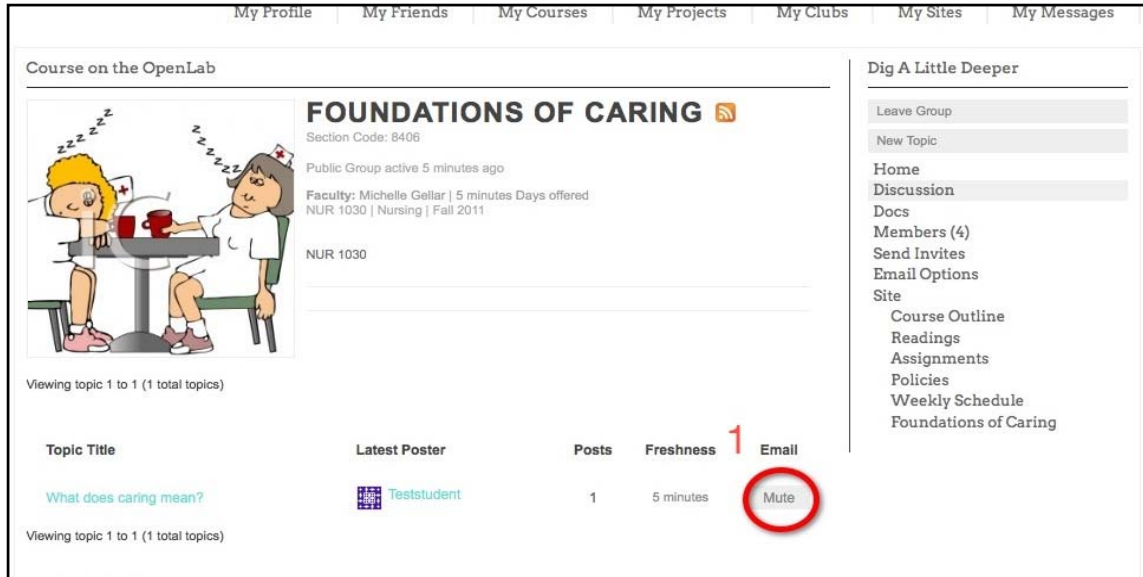
Add a reply:

This screenshot shows a discussion thread titled 'Ask the Professor (and the class!) (1 post)'. At the top left, there is a back arrow and the text 'Course Discussion', which is circled in red with a '4' next to it. To the right are action links: 'Edit Topic | Sticky Topic | Close Topic | Delete Topic'. Below this is a 'Follow this topic' button. The main content area shows a post from user 'rmcgarry' with a profile picture and a timestamp of '1 day, 4 hours said ago:'. The post text reads: 'If you have questions between classes ask them here! (If it's a personal or private question send an email: rmcgarry@mail.citytech.cuny.edu)'. Another 'Follow this topic' button is located below the post. Below the post, it says 'Viewing post 1 to 1 (1 total posts)'. At the bottom, there is an 'Add a reply:' label and a text input field.

Participating in Discussions

How to stop receiving email about a specific discussion

1. In the main *Discussion* page click on *Mute* in the *Email* column.



My Profile | My Friends | My Courses | My Projects | My Clubs | My Sites | My Messages

Course on the OpenLab

FOUNDATIONS OF CARING

Section Code: 8406
Public Group active 5 minutes ago
Faculty: Michelle Gellar | 5 minutes Days offered
NUR 1030 | Nursing | Fall 2011
NUR 1030

Viewing topic 1 to 1 (1 total topics)

Topic Title	Latest Poster	Posts	Freshness	Email
What does caring mean?	Teststudent	1	5 minutes	Mute

Viewing topic 1 to 1 (1 total topics)

Dig A Little Deeper

- Leave Group
- New Topic
- Home
- Discussion
- Docs
- Members (4)
- Send Invites
- Email Options
- Site
 - Course Outline
 - Readings
 - Assignments
 - Policies
 - Weekly Schedule
 - Foundations of Caring

2. Alternatively, in the discussion thread itself click on *Mute this topic* in the gray bar above or below it.



Viewing post 1 to 1 (1 total posts)

What does caring mean? (1 post)

← Course Discussion

Mute this topic

Teststudent 6 days, 22 hours said ago:

I am hoping we can discuss the definition of caring

Mute this topic

Viewing post 1 to 1 (1 total posts)