

# Object transformation & Silhouette




Double-page spread from *Cloud Boy* by author/illustrator Rhode Montijo



A silhouette is the image of a person, object, or scene represented as a solid shape—usually in black—against a single color.

In order to transform an object, you must first study its silhouette, or outline, with the same kind of mindset you use while looking up at clouds.




A theme is a recurring narrative, concept, or motif.



What theme is being explored in this series of images?



Besides the theme, what else is linking these spot illustrations?



# Assignment 2- Object Transformation

## Collection of themed spot Illustrations:

- Your client has asked for a **collection of illustrations on one theme**.
- Each illustration must relate thematically to the other illustrations as well as share an overall silhouette.
- For this assignment, you'll choose an object, then sketch other objects that conceptually relate to your first, original object.
- Once you have the objects you like best, you'll design them to mimic the shape of your original object.
- Remember to find do your research and find photo reference.
- The individual design of each of your objects should provide a unique and intriguing first and second read. The first read should be as a well drawn spot illustration ; the second read of the object should be **more** interesting, surprising, humorous, clever, or elegant when related to the other objects in the series.

Assignment Process:

Stage 1:  
BRAINSTORM,  
Research and Ideation  
(not shown)

Stage 2: Thumbnail  
Sketches



Shield



Tower



Knight



Cave




Dragon



Grave



battle



Tapestry



Gothic cross



Goblet



Coin purse



Crown

Stage 3:  
Final Pencil Sketch  
(not shown)



Stage 4:  
Inked Final Illustration





