
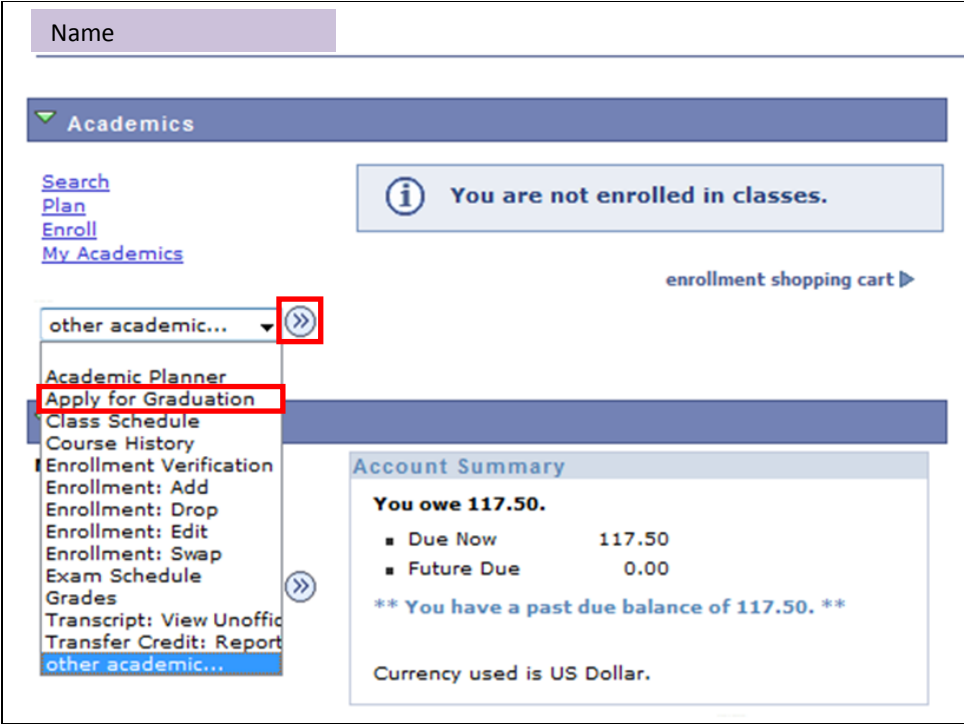


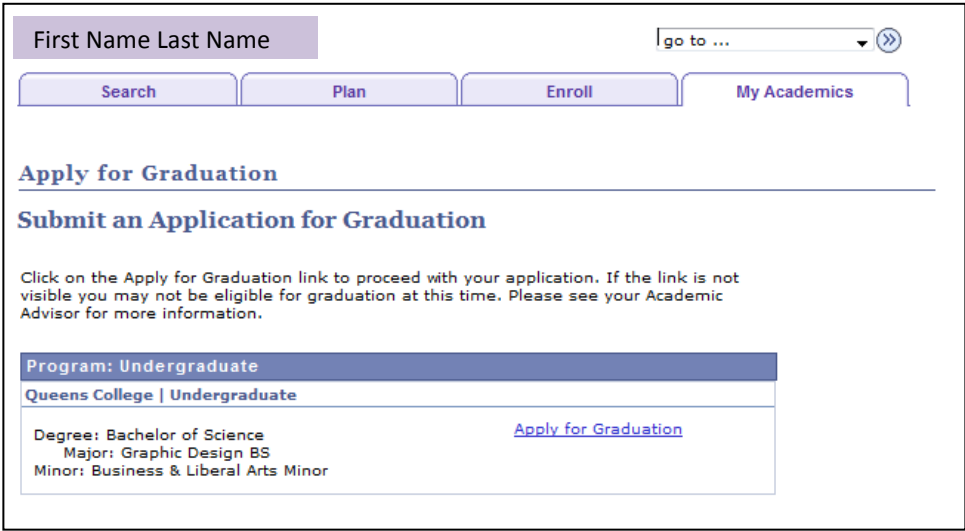
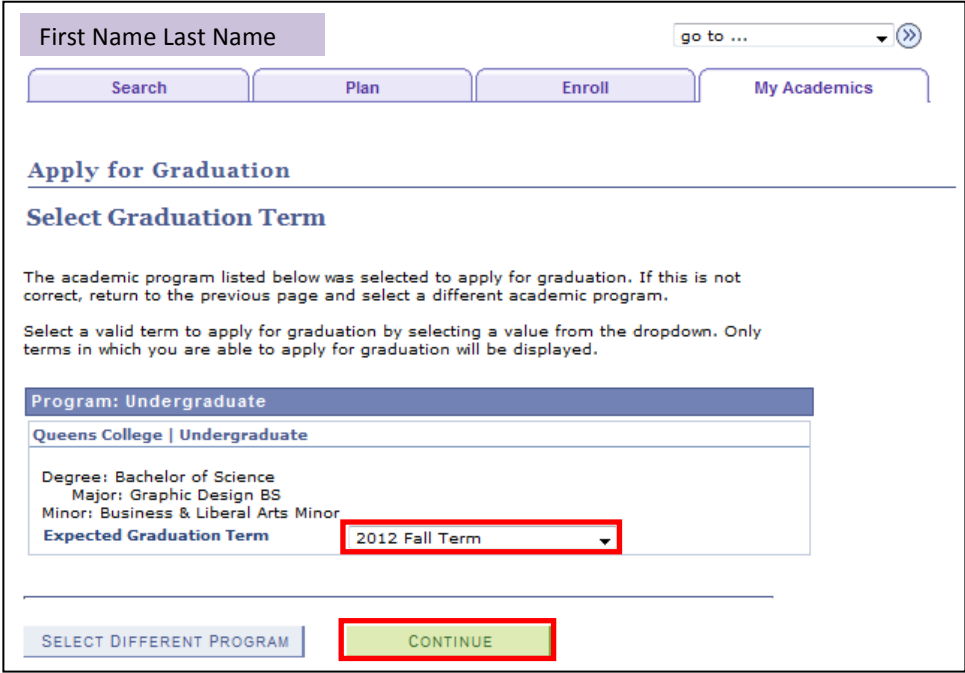



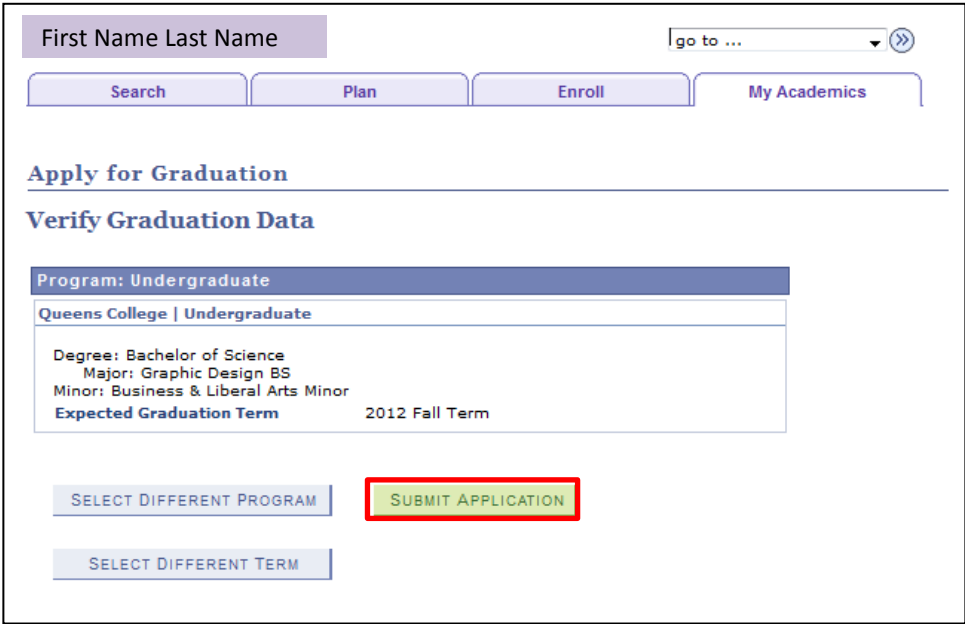

Apply for Graduation

Student can use self-service to apply for graduation online. Students should apply for graduation in the term prior to the term from which you intend to graduate.

Note: Parts of images may be obscured for security reasons.

Step	Action
1.	Enter https://home.cunyfirst.cuny.edu in your browser's address bar: <ul style="list-style-type: none"> • Enter your Username and Password and click the  Go icon. • From the Enterprise Menu, select the HR/Campus Solutions link.
2.	Navigate to: Self Service > Student Center.
3.	 <p>In the Academics section from the  other Academic dropdown box, select Apply for Graduation and then click the  Go icon.</p>

<p>4.</p>	 <p>For the academic program for which you wish to apply, select the Apply for Graduation link.</p> <p>Note: Only those students who are eligible to graduate by the selected term will be able to continue with their graduation application.</p>
<p>5.</p>	 <p>From the Expected Graduation Term  dropdown box, select the term for which you anticipate completing all of the requirements.</p>
<p>6.</p>	<p>Click the CONTINUE button.</p>

<p>7.</p>	 <p>On the Verify Graduation Data page, click the Submit Application button.</p>
<p>8.</p>	 <p>The Submit Confirmation page displays.</p>
<p>End of Procedure.</p>	