

A B C D E

F G H I J

K L M N

O P Q R

S T U V

W X Y Z

# ENGRAVED

## 26 LETTERS WITH STEP BY STEP ILLUSTRATIONS



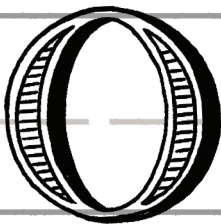


Engraved serif is a historical typeface that's used on signage for churches, museums, and universities. This vintage serif style was initially used as the titles from rare old books and documents from XVI to XIX century.

In this workbook, you'll learn how to draw each letter, step by step. Start by drawing out the skeleton, to then add varied weight. To complete the letter, include squared off serifs along the ends of the strokes.

Erase any crossover marks before you add the in-line stroke that goes inside of the thickest parts of the letter and serifs. For more decoration, you can fill the in-line space with lines and add a leveled off drop shadow that goes to the right of the letter without dipping below the baseline for a final finishing touch.

### — STYLE FEATURES —



INCLUDES A  
CHISELED INLINE



SMALL SQUARED  
OFF SERIFS



LEVELED  
DROP SHADOWS



VARIED WEIGHT  
CAPITAL LETTERS

### DRAWING GUIDES

All you need are the standard guides for your cap height, x-height, and baseline. Where the x-height goes to the vertical center between the other two lines.

Cap Height

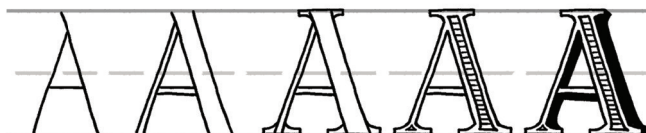
X-Height

Baseline


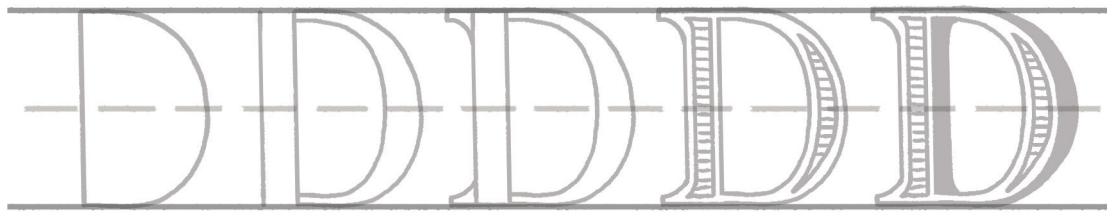



### 1. TRACE EACH STEP

Learn how to build this type style by tracing over each letter step by step in pencil.



LINES    WEIGHT    SERIFS    IN-LINE    DROP



G G G G

H H H H

I I I I

J J J J

K K K K

L L L L

M M M M

N N N N

O O O O

P P P P

Q Q Q Q

R R R R

S S S S

T T T T

U U U U

V V V V

W W W W

X X X X

Y Y Y Y

Z Z Z Z

Blank handwriting lines for practice.

## 2. COPY EACH LETTER

Using reference, redraw each letter using the steps you just learned in pencil without looking at the previous pages.



REFERENCE

REDRAW

A

B

C

D

E

F

G

H

I

J

K

L

M

N

O

P

Q

R

S

T

U

V

W

X

Y

Z



### 3. DRAW EACH LETTER

Finally, redraw each letter from memory without looking at any reference. Try not to peek at the previous pages. If you spent the time to follow steps 1 and 2, then you're golden. Once you finish, go back and check your work.

The page contains ten rows of handwriting practice lines. Each row is divided into two columns. Each column contains three horizontal lines: a solid top line, a dashed middle line, and a solid bottom line. This layout provides a guide for letter height and placement while allowing for independent drawing practice.

Handwriting practice lines consisting of two columns of ten rows each. Each row contains a solid top line, a dashed middle line, and a solid bottom line.



*Congratulations*

**YOU JUST LEARNED THE CRAP  
OUT OF ENGRAVED SERIF TYPE!**

---

# THANK YOU PATRONS

---

<i>Adrienne Tilley</i>	<i>Daria Penta</i>	<i>Kelsey Childress</i>	<i>Monique Vaughan</i>
<i>Allie Kelley</i>	<i>Deidre M Ovrebo</i>	<i>Kelsie Bartolome</i>	<i>Natalie Soul</i>
<i>Allison Pillar</i>	<i>Diana Chilmaza</i>	<i>Kelty Wallace</i>	<i>Neenah Saucedo</i>
<i>Amy Mayer</i>	<i>Diana Perkins</i>	<i>Kevin Michaud</i>	<i>Neil Vilppu</i>
<i>Amy Weiland</i>	<i>Doris Jetz</i>	<i>Khanh Ho</i>	<i>Nicole LaFave</i>
<i>Amy Wellenstein</i>	<i>Elizabeth Hahn</i>	<i>Kim Egner</i>	<i>Nicole Lucero</i>
<i>Anastasia Dimitriadi</i>	<i>Emily Spivak</i>	<i>Kimberly</i>	<i>Johanna Kelley</i>
<i>Angelica Rodriguez</i>	<i>Erika Dillon</i>	<i>Haskell</i>	<i>Nicole MacDougall</i>
<i>Anjali Sastri</i>	<i>Eugenia Hauss</i>	<i>Lala England</i>	<i>Noah Camp</i>
<i>Anne Quade</i>	<i>Gretchen Schackel</i>	<i>Laura Enfinger</i>	<i>Olivia Potter</i>
<i>Annie Tasker</i>	<i>Hannah Franklin</i>	<i>Lauren Versino</i>	<i>Pamela Howell</i>
<i>Audrey Hulet</i>	<i>Heather Martinez</i>	<i>Leslie Yang</i>	<i>Penny ONeil</i>
<i>Bear Edwards</i>	<i>Heather Whaley</i>	<i>Lindsay Crenshaw</i>	<i>Phil Kiner</i>
<i>BeatriceHemm</i>	<i>Holly McCaig</i>	<i>Lindy Brown</i>	<i>Rachel Godbee</i>
<i>Bergthora Jonsdottir</i>	<i>Jaclyn Myers</i>	<i>Lisa Davies</i>	<i>Rebekah Schiffer</i>
<i>Brandi Lea</i>	<i>Janine Wulf</i>	<i>Lisa Evans</i>	<i>Regan Medlinger</i>
<i>Brenda Foster</i>	<i>Jeffrey Baltycki</i>	<i>Lynette Atkinson</i>	<i>Rita Chuk-Petroskas</i>
<i>Brenda-Mae Teo</i>	<i>Jennifer Geib</i>	<i>Malin Sandelius</i>	<i>Samantha Hoppes</i>
<i>Caitlin Serman</i>	<i>Jennifer Hines</i>	<i>Maria Godinez</i>	<i>Sarah Golden</i>
<i>Carolyn Rhea Drapes</i>	<i>Jessica Bell</i>	<i>Maria Perez de</i>	<i>Sarah Koupal</i>
<i>Catherine Massie</i>	<i>Jessy Hsieh</i>	<i>Camino</i>	<i>Savannah Solis</i>
<i>Celi Merchant</i>	<i>Jinnie Guldfeldt</i>	<i>Marion Alfano</i>	<i>Shannon J Wilson</i>
<i>Chai Jeffery</i>	<i>Joel Callaway</i>	<i>Marwa Shahawy</i>	<i>Sharon Floyd</i>
<i>Chazona Baum</i>	<i>Johanna Perales</i>	<i>Meghan Paine</i>	<i>Sonya Robine</i>
<i>Chelsea Nauman</i>	<i>Josh Ivy</i>	<i>Melanie Tan</i>	<i>Starr Brown</i>
<i>Christina Gibson</i>	<i>Joy Charde</i>	<i>Melissa Connolly</i>	<i>Sydney Glenn</i>
<i>Christine Soto</i>	<i>Julie Johnston</i>	<i>Melissa Hamming</i>	<i>Una Kravets</i>
<i>Cindy J Ashwal</i>	<i>Justine Lazo</i>	<i>Melissa Koziel</i>	<i>Venessa Baez</i>
<i>Clair Siegfried</i>	<i>Karla Gladstone</i>	<i>Michael Francia</i>	<i>Victoria Macolino</i>
<i>Crystal Joyner</i>	<i>Katarzyna Sobol</i>	<i>Mikaela Ehly</i>	<i>Vilde Mariussen</i>
<i>Crystal Ramos</i>	<i>Katherine Hubbs</i>	<i>Mister Loki</i>	<i>Yuka Ohishi</i>
<i>Dani Small</i>	<i>Katja Haas</i>	<i>Monica Chugani</i>	<i>Zoey Rivera</i>