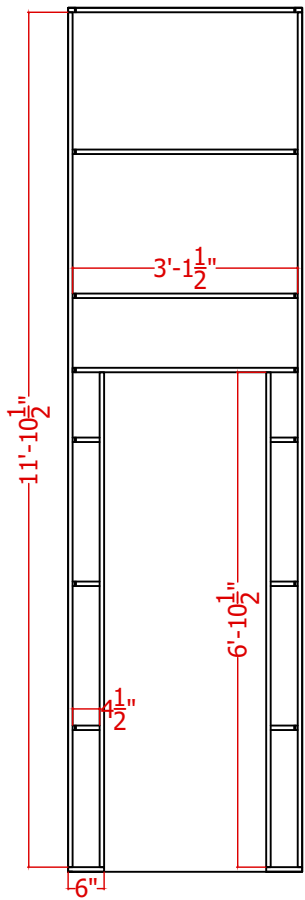
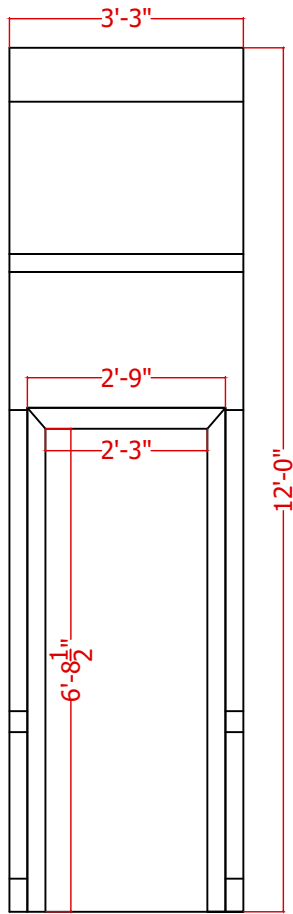


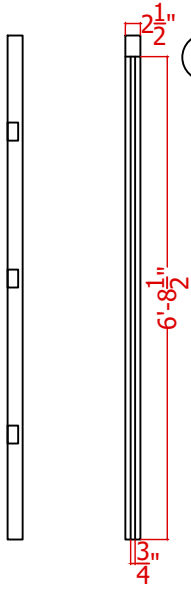
3 Section View of Flat B



2 Back View of Flat B



1 Front View for Flat B
Notes:
3/4" Ply Wood for Framing Members
Apply Lauan Facecover for framing lid.
For insertion of pickpoints, use a 1/16" drillbit.
Use foam core board for crown moulding.
Use foam core board for door framing.



4 Door Frame Interior
Notes:
Use 3/4" Plywood for the interior construction of the door frame including the jamb.
Install door 3"x3" door hinges.

NYC COLLEGE OF TECHNOLOGY	
ENT 4410 - Technical Direction	
Problem 3 Flat B	PLATE NO.
DRAWING PRACTICE WORKSHEET	
SCALE:	3/8" = 1'-0"
DATE:	April 13th, 2023
DRAFTER:	Tristen Weber
	2
	OF: 4