

Final Project:

Create a pattern that you will apply to wallpaper, bag design, T-shirt design and a mug based on the design/art work of your choice.

It needs to be done by hand. No computers.

You can do it in markers, guash, black pen, whatever technique you choose.

Make sure you go through design process.

Make sure you do sketches.

Process:

1. First choose an art work in Design/Art style that you like. Research the history, technique, materials of the chosen artwork. Write 3 paragraphs about it. Explain us what it is. What design elements artist/designer used in this work (design principles, colors, etc.)

Make a copy of it. (or a detail from it)

2. Create a pattern. Make abstract, or realistic, use elements from the artwork.

3. First wallpaper pattern: 8" by 8".

Next, use parts of it and apply it to 3 other products: bag, t-shirt, mug, sneakers... or whatever else.


4. FINAL EXAM: Present it in a class.

Submit to Open lab: proposal, pattern, wallpaper and 3 other products.


I will make presentation in class how to do it.


You have 2-3 weeks to finish it. I need to see your progress every class.














—
Branded items were distributed to the customers at the end of the campaign.








PATTERNS

OF

THE ISOMETRIC WORLD

NORA KASZANYI

2014







PINTHEMALL.NET



