

A Case Study for the Museum of Modern Art

Anthony Acevedo
Manashe Malayev
Jennifer Reyes



The Museum of Modern Art

Architects- Yoshio Taniguchi, Cesar Pelli and Associates, Philip Johnson, Philip Goodwin, Edward Durell Stone

Location- 11 West 53rd Street, New York, NY 10019, USA

Architect in Charge -Yoshio Taniguchi

Executive Architects- Kohn Pedersen Fox

Architects, 1984 Expansion- Cesar Pelli and Associates

Architect, 1964 Addition- Philip Johnson

Architect, 1953 Sculpture Garden- Philip Johnson

Architects, 1939 Building- Philip Goodwin, Edward Durell Stone

Area- 630,000 square feet



The MoMA Mutation




May 3, 1932 The Modern moves from its original location on Fifth Avenue to a town house at 11 West 53rd Street.



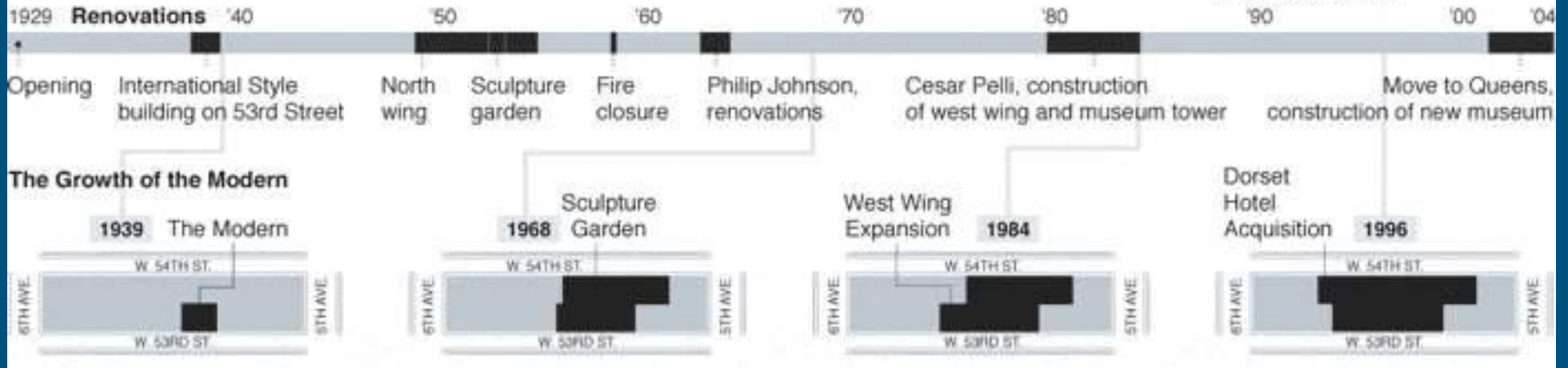
January 1938 - May 1939 The construction of an International Style building, designed by Philip L. Goodwin and Edward Durell Stone.



1963 - 1967 The Modern undergoes major renovations and expansions under designer Philip Johnson.

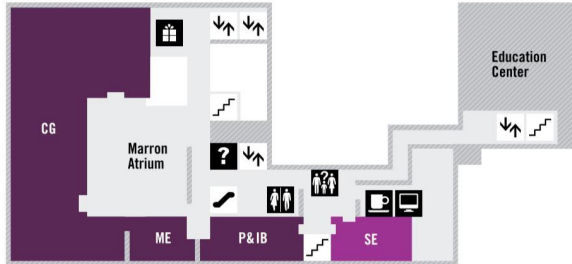


November 2004 After closing in spring 2001, and moving temporarily to Queens, the Modern plans to reopen at 11 West 53rd Street.



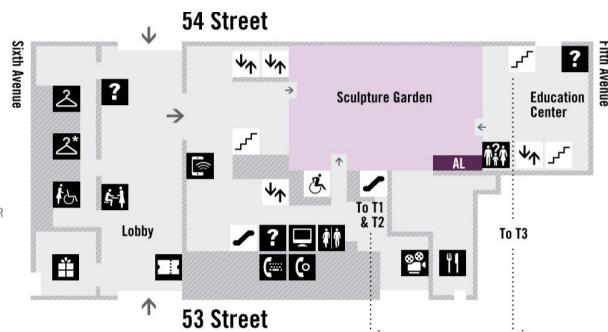
Floor plans

2 Contemporary Galleries (CG)
1980–Now
Prints and Illustrated Books (P&IB)
Media (ME)
Marron Atrium
Special Exhibitions (SE)
Café
Store



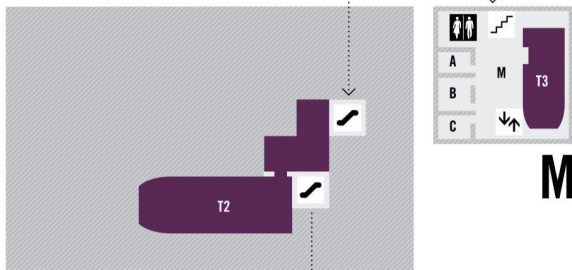
1 Lobby
Store
Restaurant
Art Lab (AL)
Sculpture Garden*

* SCULPTURE GARDEN CLOSES DURING INCLEMENT WEATHER

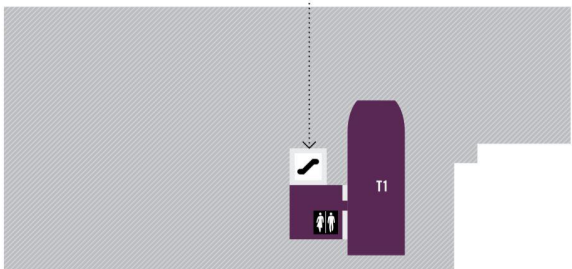


T2 Theater 2 (T2)
Theater 2
Gallery

M Theater 3 (T3)
Classrooms
(A, B & C)
Mezzanine
(M)



T1 Theater 1 (T1)
Theater 1
Gallery



3 Architecture and Design (A&D)
Drawings (DR)
Photography (PH)
Special Exhibitions (SE)



4 Painting and Sculpture II
1940s–1980
Jasper Johns
Yayoi Kusama
Roy Lichtenstein
Jackson Pollock
Robert Rauschenberg
Mark Rothko
Andy Warhol
and others*

* CERTAIN WORKS OF ART MAY NOT BE ON VIEW AT ALL TIMES.



5 Painting and Sculpture I
1880s–1940s
Paul Cézanne
Frida Kahlo
Henri Matisse
Piet Mondrian
Claude Monet
Pablo Picasso
Vincent van Gogh
and others*

* CERTAIN WORKS OF ART MAY NOT BE ON VIEW AT ALL TIMES



6 Special Exhibitions (SE)
Store



- Tickets
- Information
- Education and Family Information
- Mobile Tours Desk
- Member Services
- Checkroom
- Members Checkroom
- Wheelchair Pick-up
- Restroom/Baby Changing Station
- Family Restroom
- Film Desk
- Store
- Café
- Restaurant
- MoMA.guide
- Telephone
- TTY
- Elevator
- Escalator
- Stairs
- Non-public Area

Circulation

- There are two main entrances on 54th street and one on 53rd street.

Major Forms of Circulation include:

- 3 elevators
- Escalators
- Stairs



Multiple ways of egress.



Escalators.



Stairs.





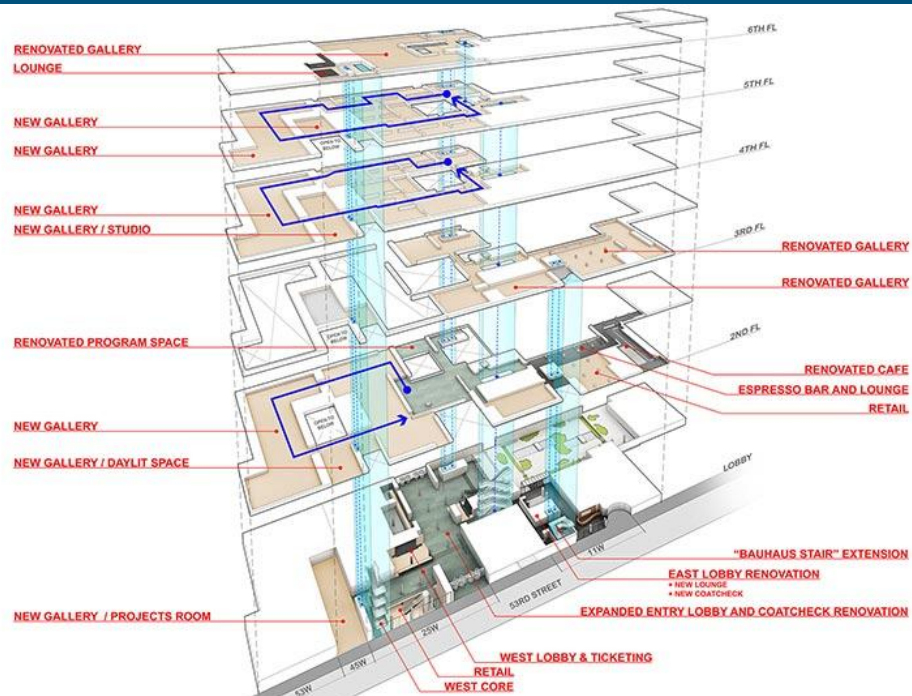
Elevators.

The Sculpture Garden



- The Sculpture Garden —sits in the middle of the museum and is accessible from multiple locations.

Renderings/ Levels




Lighting

- The museum features several forms of lighting, including much of it natural.



Recessed, Track, and Natural Lighting




CONSTRUCTION IMAGES



Materials

- MoMA features a mixture of both steel and concrete construction.
- It also features a glass curtain wall and several other minor materials.



Other Materials

- Marble floor tiles in the Sculpture Garden



- Wood flooring in the exhibit areas

- Double Glazed windows



- Glass facade

MoMA video

- <https://dsrny.com/project/moma-expansion?index=false&search=moma§ion=projects>