


Scene: 1 Panel: View of busy street




Crane shot over busy city streets during the morning rush. The camera pans over the scene.

Scene: 2 Panel: In the crowd masses



Close up of the crowd. at 3/4 shot.

Scene: 3 Panel: Outside of building




Tilt up and down of building in a wide shot. This will display a back shot of her. A crane will be used to display this

Scene: 4 Panel: Outside



Full shot that displays a 3/4 view of the woman. she is nervous.

Scene: 5 Panel: Outside



Extreme close-up of her face. That displays her fear.

Scene: 6 Panel: Receptionist's Desk




Point of view shot comes into focus where the audience will fear as is they are in her position.

Scene: 7 Panel:



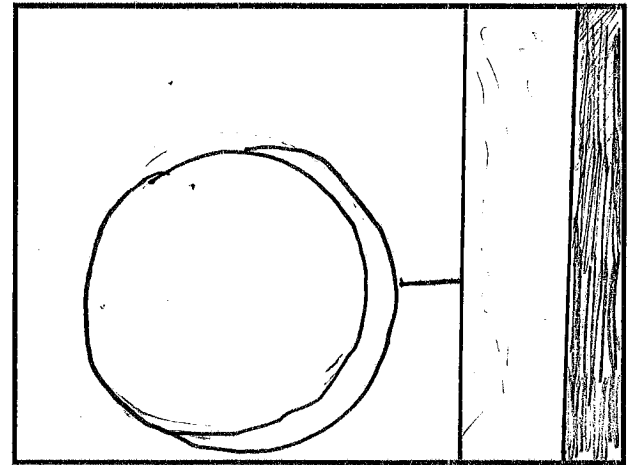
Wide scene of office

Scene: 8 Panel: Outside waiting room




Over the shoulder shot proceeding to the waiting room.

Scene: 9 Panel: Door



Extreme close-up of door handle being.

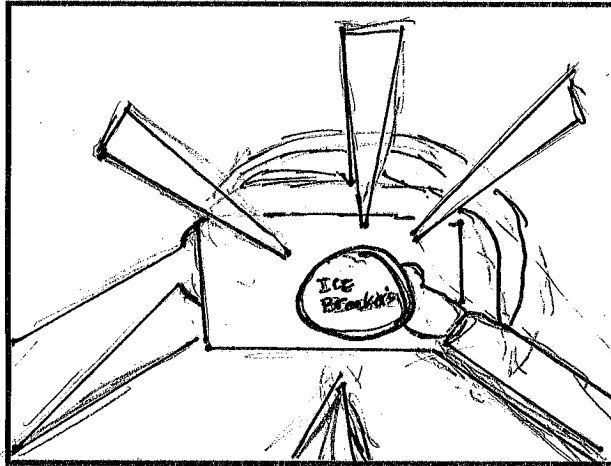
Scene: 10 Panel: Waiting room



on Form: TV-Storybrd-6X Form provided by www.YourResumeSucks.biz

2 shot scene

Scene: 11 Panel: Opens bag



Close-up of Ice Breaker's product

Scene: 12 Panel: Places breath mint in mouth




Close-up side view.

Project: Ice Breaker's

Artist: Shannon Brown


Page: 3 of 3

Scene: 13 Panel: Waiting Room




Wide shot / Two shot

Scene: 14 Panel: Enter interviewer's office



POV shot of interviewer's office

Scene: 15 Panel: Conversation



side view wide shot

Scene: 16 Panel: Office transformed



on Form: TV-Storyboard-6X Form provided by www.YourResumeSucks.biz

Over the shoulder view.

Scene: 17 Panel: outside building



Full view.

Scene: 18 Panel:

