Milestones pt 1

Budgeting Resources & Time

- 1) PROPOSALS
  - Ideation
  - Conception
  - Proposal Postmortem
- 2) MILESTONES
  - Budgeting Time & Resources
  - Task Assignment
  - Milestones Postmortem
- 3) DELIVERABLES

  Prototyping I

  Playtesting

  Prototyping II

  Deliverables Postmortem
- 4) PROJECT POSTMORTEM
  - Reflection: Key Accomplishments & Problem Areas
  - Lessons Learned
  - Future Considerations
- 5) PRESENTATION
  - Compilation of Component Postmortems
  - Compilation of Documentation
  - Presentation Practice

Project Plan

The project plan details many aspects of the project to be executed.

The resource allocation and delivery schedule are other two main components of the project plan.

These detail each activity involved in the project as well as the information such as who executes them and when.

Image & Slide Source: Tutorials Point - Project Management Triangle

There are three main interdependent constraints for every project:
Time, Cost, & Scope.

This is also known as Project Management Triangle.

Image & Slide Source: Tutorials Point - Project Management Triangle

TIME constraint

Time is a crucial factor which is uncontrollable.

On the other hand, failure to meet the deadlines in a project can create adverse effects.

Completion of tasks depends on a number of factors such as the number of people working on the project, experience, skills, etc.

Image & Slide Source: Tutorials Point - Project Management Triangle

COST constraint

It's imperative for both the project manager and the team to have an estimated cost when undertaking a project.

Budgets will ensure that project is developed or implemented below a certain cost.

Image & Slide Source: Tutorials Point - Project Management Triangle

COST constraint

Sometimes, project managers have to allocate additional resources in order to meet the deadlines with a penalty of additional project costs.

Image & Slide Source: Tutorials Point - Project Management Triangle

SCOPE constraint

Scope looks at the outcome of the project undertaken.

This consists of a list of deliverables, which need to be addressed by the project team.

A successful project manager will know to manage both the scope of the project and any change in scope which impacts time and cost.

Image & Slide Source: Tutorials Point - Project Management Triangle

Milestone Checklist

The milestone checklist should be a live document that should be updated once or twice a week.

Checklists are tracked in a visual chart:

Gantt Chart

Slide Source: Tutorials Point - Project Management Triangle

Gantt Chart

Gantt chart is a type of a bar chart that is used for illustrating project schedules.

Gantt charts can be used in any project that involves effort, resources, milestones and deliveries.

Slide Source: Tutorials Point - Gantt Chart Tool

Gantt Chart

- Illustrates project schedule
- Illustrates progression of the tasks
- Illustrates interdependencies of each task
- Universally used for any type of project
- Track the utilization project resources

Slide Source: Tutorials Point - Gantt Chart Tool

Gantt Chart

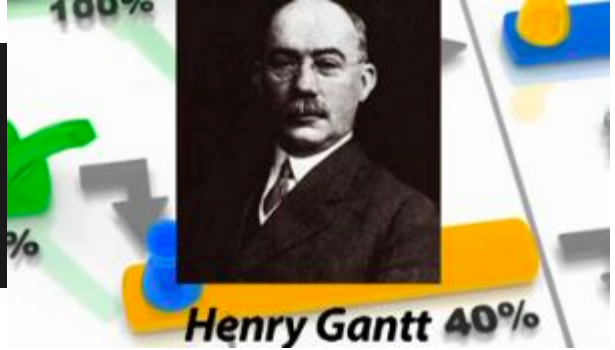

Gantt chart was invented by a mechanical engineer named Henry Gantt in 1910.

Today, it takes different forms from simple paper based charts to sophisticated software packages.

Slide Source: Tutorials Point - Gantt Chart Tool Image Source: Gantt Charts & Bar Graphs

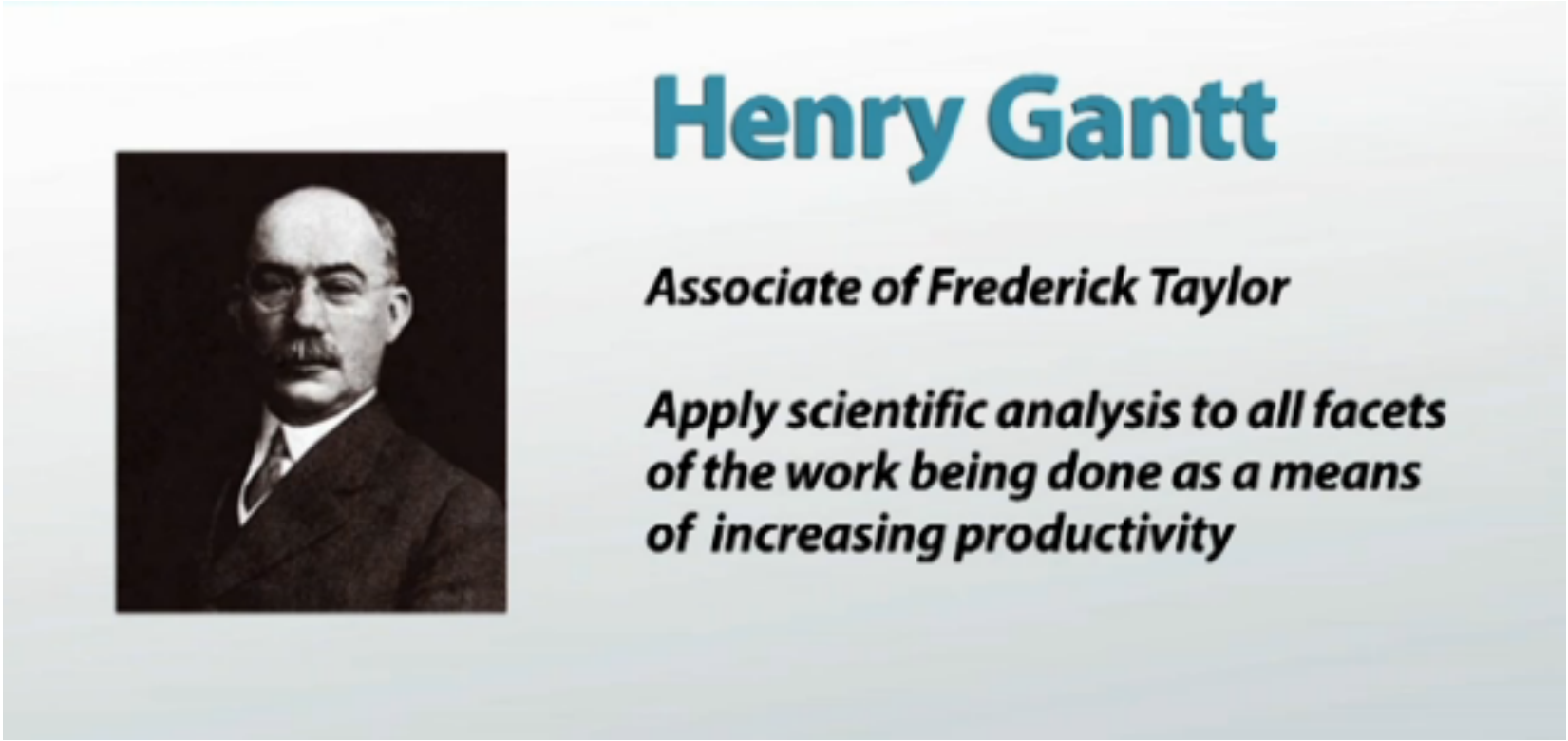

Image & Slide Source: Gantt Charts & Bar Graphs

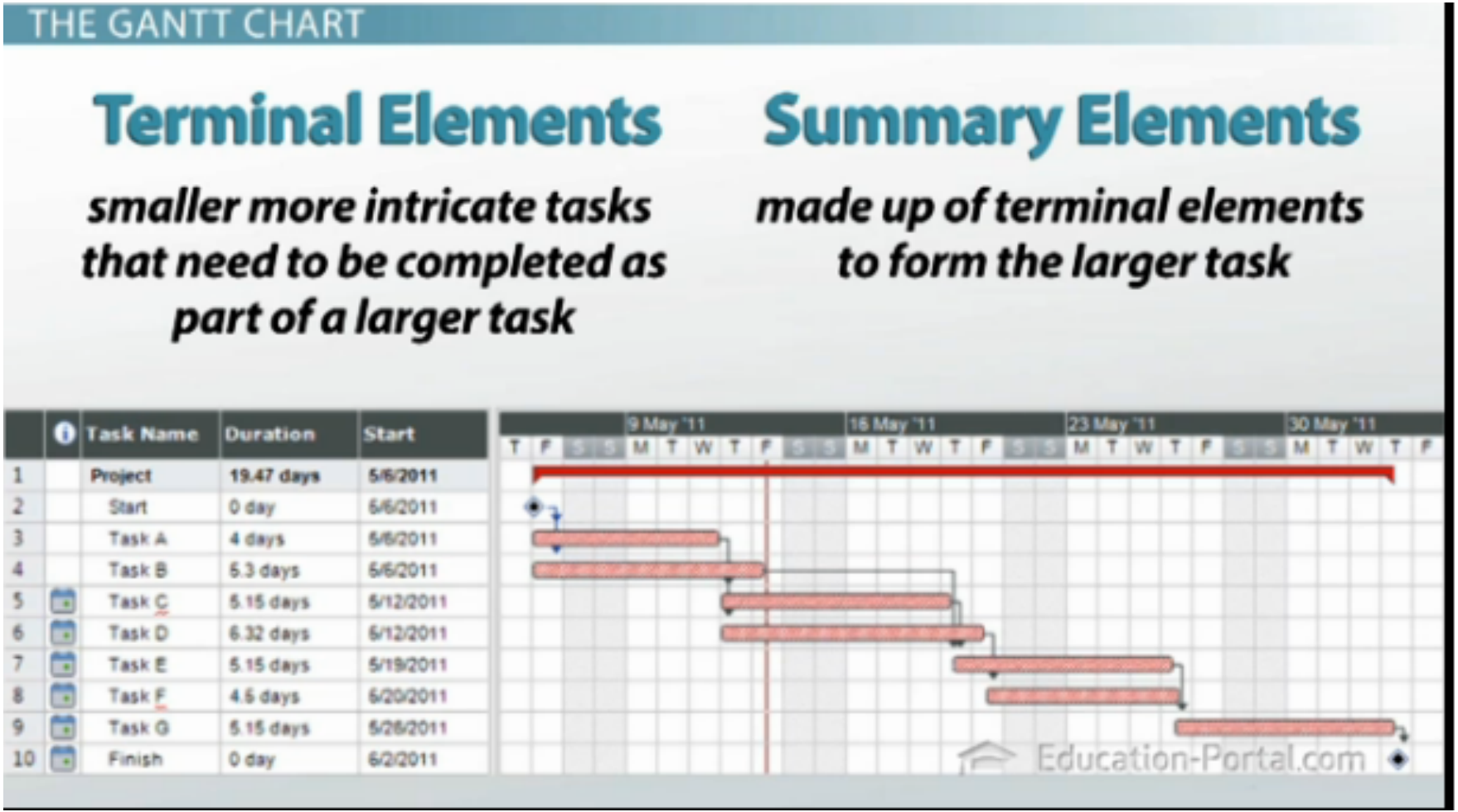

Image & Slide Source: [Gantt Charts & Bar Graphs]

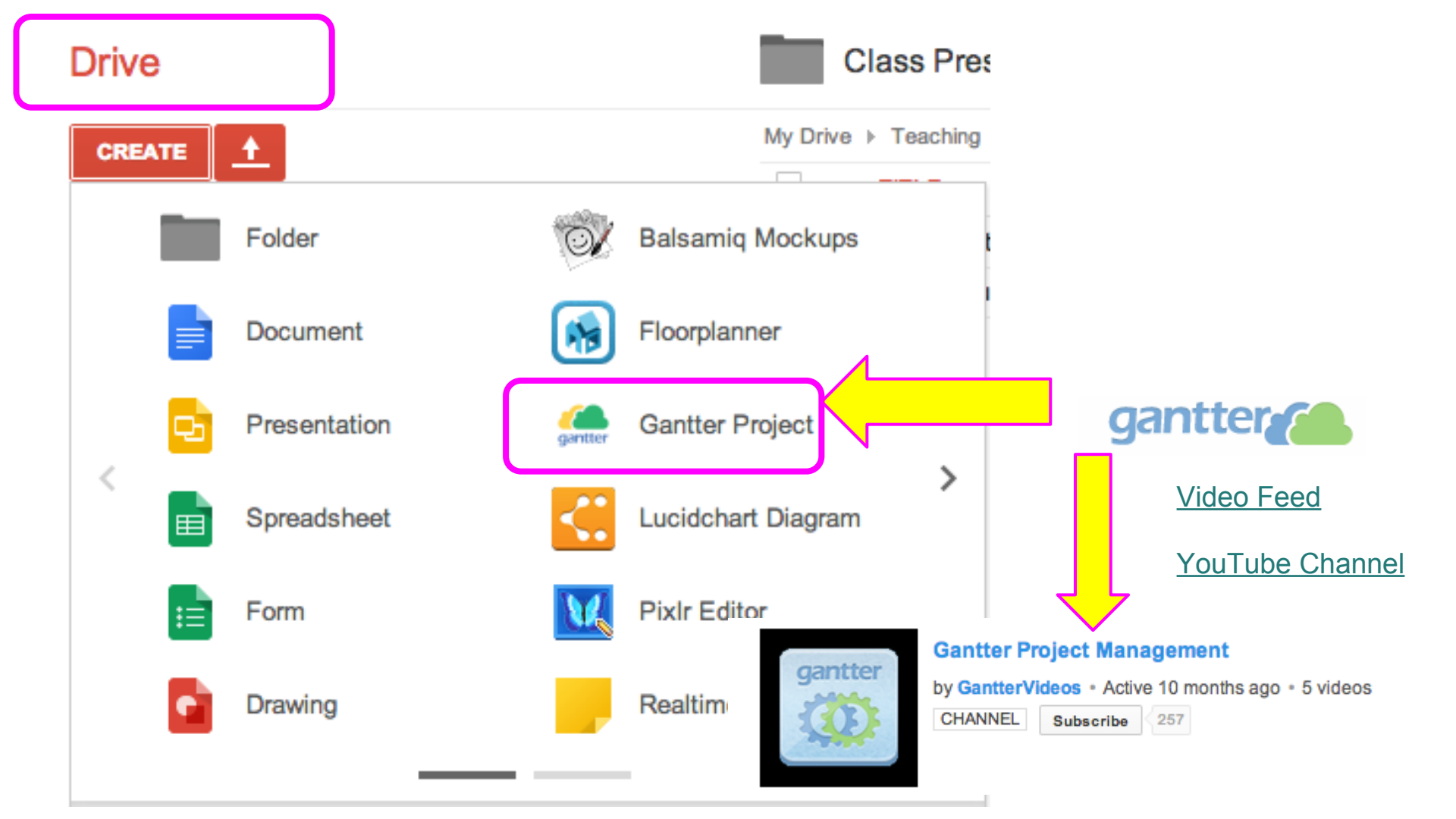
Drive
Class Pres
CREATE
My Drive ▸ Teaching
Folder
Balsamiq Mockups
Document
Floorplanner
Presentation
Gantter Project
Spreadsheet
Lucidchart Diagram
Form
Pixlr Editor
Drawing
Realtim
gantter
Video Feed
YouTube Channel
Gantter Project Management
by GantterVideos • Active 10 months ago • 5 videos
CHANNEL
Subscribe
257

Activity: Instructables to Gantt Chart



LED Paper Flower
by gitterbug23 in Electronics

100 3.2K

A little brown egg in Maine: terra cotta smoker
by prof_jellis in BBQ & Grilling

260 174K

Tilt switch activated, glowing paper model, LED light
by StijnID in LEDs

288 10K

Opposites Attract: A Magnetic LED Valentine Heart
by technick29

Use Instructables to populate your chart