



duolingo

Overview Guide

Paulina Nawieśniak

What is Duolingo?


Duolingo is an app for all kinds of users seeking to learn another language. This language learning platform is free for all beginner users that want to learn a different language through different lesson and stages of the content of Duolingo. The variety of languages include: English, Spanish, German, French and Portuguese, and much, much, more. Depending on the user preference they decide what language they would like to learn. Moreover, Duolingo is one of the most popular language-learning platforms and also most downloaded education app in the world, with more than 300 million users. The main goal of Duolingo is to make its user feel like they are playing a fun game while actually learning another language at the same time.



The different environments of Duolingo

Duolingo is accessible through iOS app as well as the desktop website. Depending on what kind of user preference someone may have, one can decide what would be the better platform to use for them. The desktop website would be more useful for audience that are capable of working during their free time either at home or school, where desktop it available. Duolingo Application users can use the platform at any time and at any place as long as they are connected to the internet or Wi-Fi router.


The general audience of Duolingo



The general audience of Duolingo are all types of users that would like to begin their journey of learning a new language and will be an elementary language learner. This means that the new language that these users will choose to learn will be new to them and never known before to them. The preferred users should be somehow tech savvy in order to be able to operate either a desktop version of Duolingo or the iOS version of learning another language on this application. Some words may be too hard for users that are younger than the high school users.

The cost of Duolingo

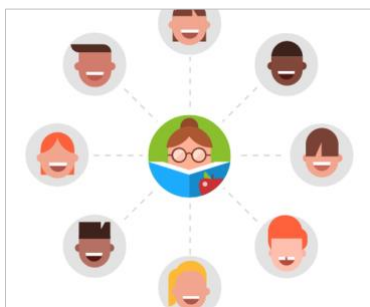
Duolingo is completely free of charge, you will be able to learn a language without worrying to pay. If you downloaded Duolingo on your phone first it won't cost anything to reopen your account on the desktop you can just synchronize your app with the desktop in order to retrieve your information. If you are a teacher, you can also use Duolingo for Schools in order to track your students' progress all completely for free. In Duolingo there is no cost required, you just need to sign up and start learning another language and become the expert at it, all while having fun. So, you shouldn't wait and definitely hurry up to sign up with Duolingo.



Languages offered on Duolingo

The Duolingo App offers a long list of languages. All Duolingo App users are free to choose what languages they would like to learn. Moreover, they do not have to decided only on one language, if they would like they could learn more than one language at the same time. Duolingo currently offers a total of 37 different languages that all beginner users would like to use.

Applying for a job at Duolingo



If you are happy with the way Duolingo works why not get to know our platform closer. If you would like to work with Duolingo and continue to make our platforms better, and most importantly join our awesome team, then you can submit your resume on our website. You will be able to find the job page on our site where you will be able to find the currently open positions that we have available.

Signing up for Duolingo is easy and fast

If you would like to sign up with Duolingo we would like to inform you that it is as easy as it sounds. First of all, if you are a current user of Facebook or Google then you can just go ahead and sign up with those two accounts. If you do not have, or do not wish you to sign up with these accounts you can quickly and efficiently create another account with Duolingo, by providing your email address. You can do this task on both either your desktop or iOS device. You

just simply have to provide you email address and create a password for your account. Just like that you will be done.

Apply to become a Global Ambassador

We strongly encourage all of you that are passionate about Duolingo and enjoy our platform to volunteer for us. We would like to bring free education to the world one day and in order to make this dream come true we need your help. We look forward for all kind of individuals that are willing to help us grow. You can currently become a Global Ambassador as a:

- Forum Moderator
- Course Contributor
- Event Host
- Duolingo Educator
- Duolingo Insiders





duolingo


FAQs

Paulina Nawieśniak

Do I need the internet to use Duolingo?

If you are using Duolingo via the desktop site, or the Android and iOS app, you will need to be connected to the internet.

Duolingo Plus subscribers can have access to a handful of lessons for offline use, all within the iOS and Android app. However, an internet connection is necessary to start the downloading process. After downloading the lessons, the Plus subscribers can set their device to offline mode.

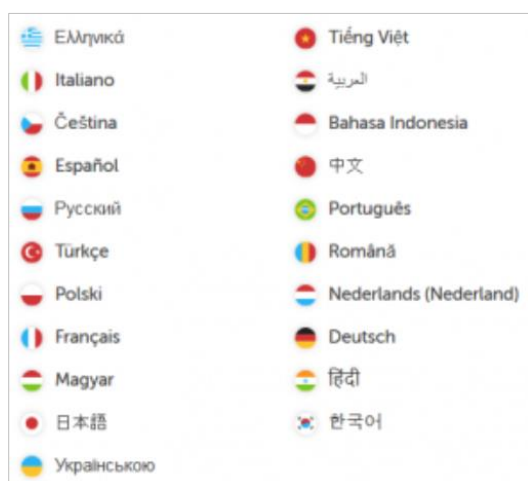


My account is in a language I do not prefer. How do I change it back?

If your Duolingo account is displayed in a foreign language, you can switch it back to your preferred language

- Mouse over the dropdown next to your avatar.
- Select another course. That should bring you back to your preferred interface language.

How can I learn multiple languages at the same time?




To add new languages to your profile, go to <https://www.duolingo.com/courses>, choose a language and select “start course.” You can change the language you want to learn from by using the drop-down menu on the top right of the page.

Adding languages will not make you lose progress in existing courses. You can switch between courses you’ve started by clicking on the flag icon in the top right corner of Duolingo and selecting a different flag from the drop-down menu.

If you switch your base language (the language you are learning from), some of your existing language trees may “disappear” from your menu. They are still there. To visit them again, simply change your base language back to what it was originally. The skill trees displayed depend on what language you have selected as the base language.

How do I change my username or email?

If you want to edit your current username or email address, you have to go to your settings and edit the name that is there. It has to be a currently available username. Save your changes on the green button on the top right of the area.



If it is not changing, it means it is already taken by another Duolingo account. You can add unique letters, punctuation or numbers to try to make it unique and save again. Refresh the page to see if the change was successful.


Warning! When you change your username/email, your previous ones will be available for any other user to take.

I forgot my password, how do I reset it?

If you forgot your password and need a new one, visit

https://www.duolingo.com/forgot_password

and enter the email address associated with your Duolingo account. Duolingo will send a link to that email address, which will prompt you to create a new password for the account. Even if you are normally more familiar with the mobile app rather than the Desktop site, it can be more efficient to change the password on the Desktop before transferring the new password over to your Android or iOS app.



In case you did not receive the email, check your spam folder since the message could have been filtered there. If that is happening, try adding Duolingo as a trusted contact, and mark the message as "this is not spam" if that is allowable on your email carrier.

If you originally signed up with Google or Facebook, you will need to supply the email associated with your Facebook or Google account instead. If you signed up with an incorrect email address, you will not be able to change your password.