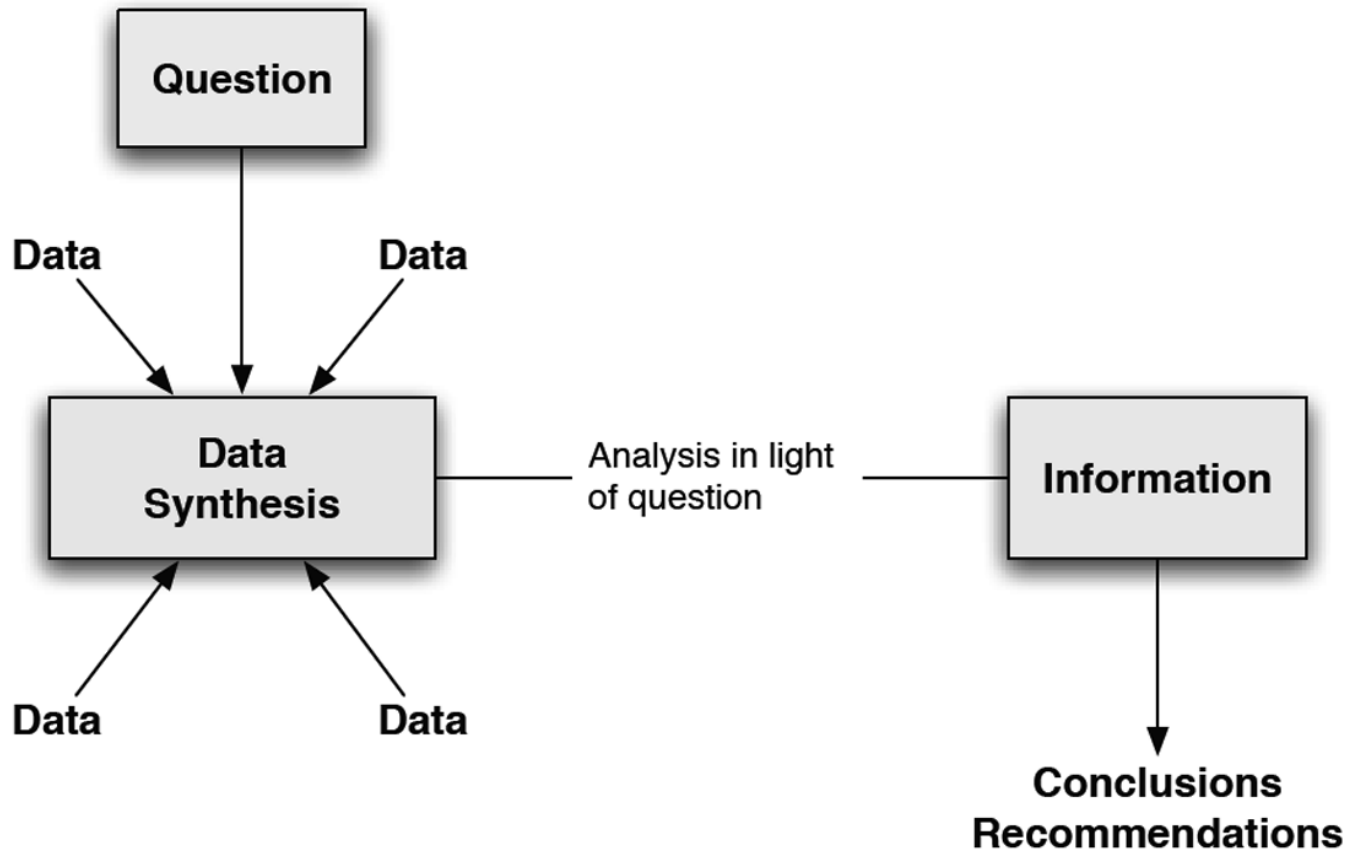


The Research Process

October 19, 2011

Inquiry + Research
= Knowledge

A Model for Research



“research is the use
of information to
solve a problem”

(Badke, Ch. 2, p, 24)

“The key to genuine research is *a good question*. Without a question, nothing you are doing can be called research.”

-Badke, Ch. 2, p. 18

1. Assess Your Needs

- First step: read the assignment thoroughly
 - Why do you need the information?
- What kind of information do you need?
 - Guides where to look for sources

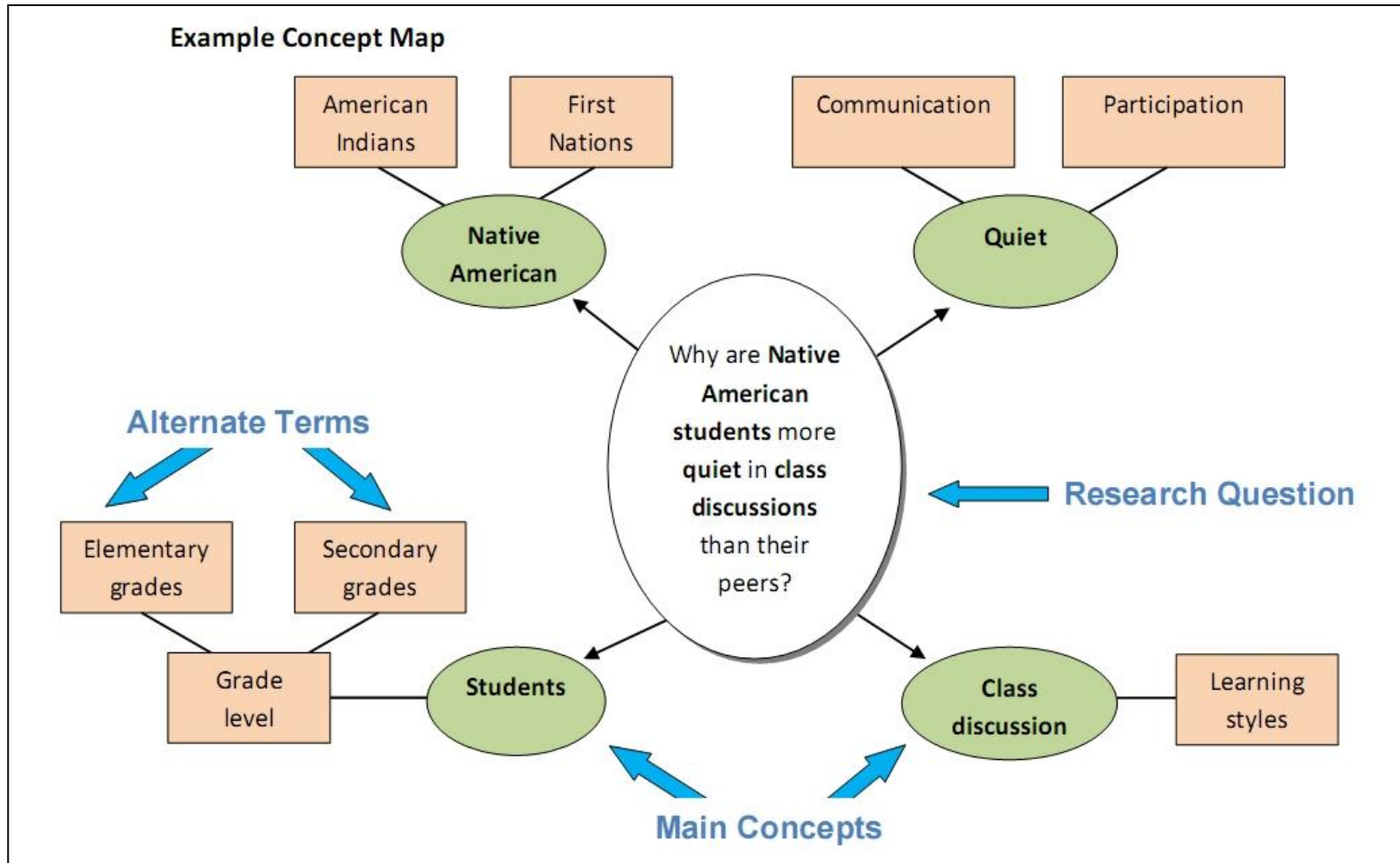
2. Preliminary Research Strategies

- Gathering background information
 - Internet sources
 - Reference sources
 - We've been working on this in class
- Why bother with background information?

3. Develop Your Topic and Question

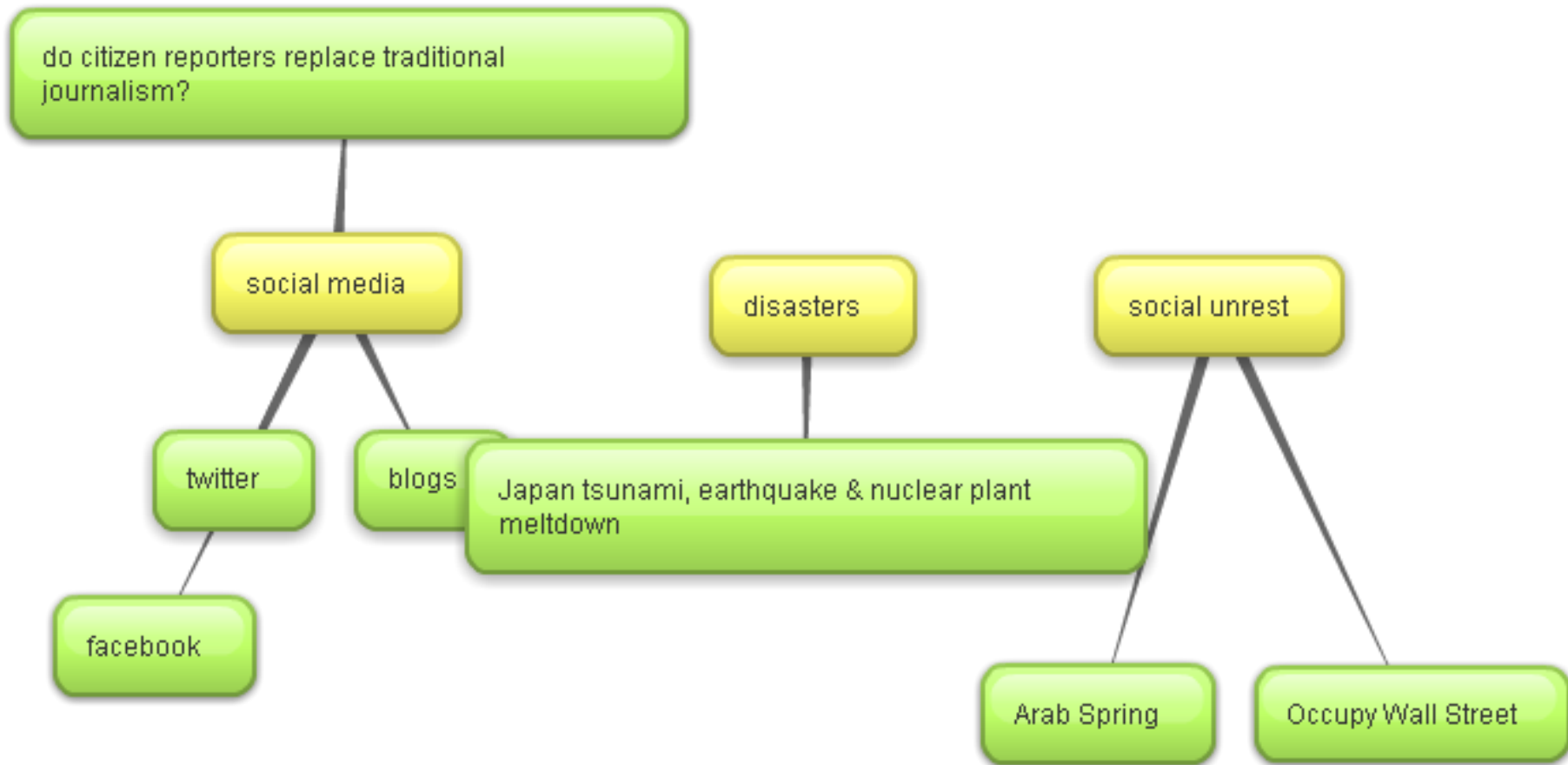
- Research question is better than a thesis statement: why?
- NOT just reporting on a topic, but bringing multiple sources together and analyzing them to make new knowledge

Concept Mapping



(Hawkins, Fabbi, MacMillen, 2009, p. 103)

bubbl.us – Brainstorm & mind map to sketch out your ideas



Brainstorming activity using bubbl.us

Make your own concept map!

Is it showing you what you know already?

Illustrating what you don't know?

Helping you arrive at a good question?

Switch with your neighbor and share comments
(peer review)

Export your map as .jpg or .png file, save to
desktop & attach to an email to yourself

For Monday, October 24

Discussion: the research process: refining a topic, creating search strategies

Reading: Badke Appendix 1 pp. 177-195, review
Badke Ch. 3 pp. 34-41

Assignment: Write one research journal blog post
Your research topic proposal is due Wed 10/26

Research journal blog post prompt

You are working on choosing a topic and developing a research question for your paper. What difficulties (if any) have you encountered as you work on your research proposal?

What strategies (if any) have you used successfully during this work?

What questions (if any) do you have about the assignment?