

By Pythagorean Theorem

$$a^2 + b^2 = c^2$$

↑ ↑ ↑
legs legs hypotenuse

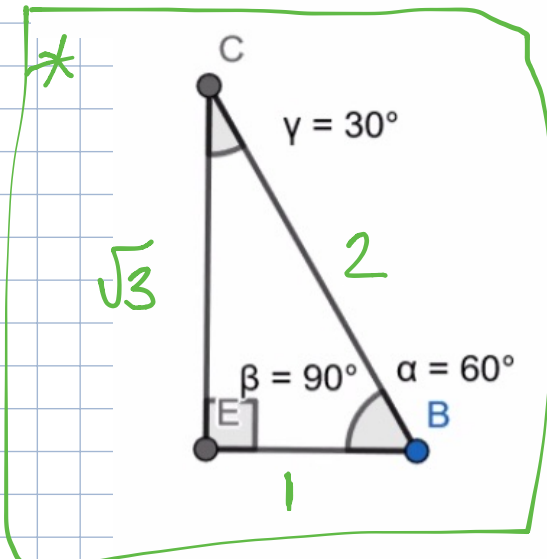
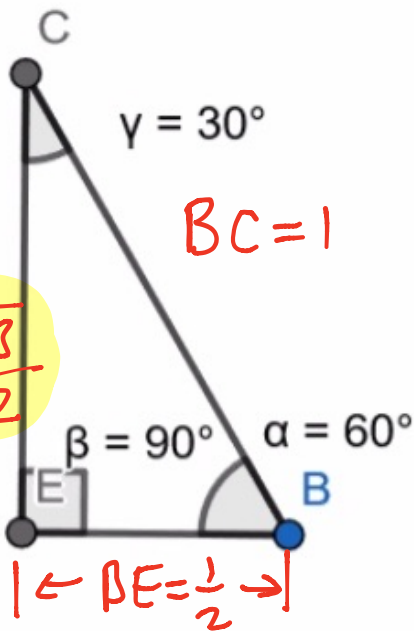
$$\left(\frac{1}{2}\right)^2 + b^2 = (1)^2$$

$$\frac{1}{4} + b^2 = 1 \left(\frac{4}{4}\right)$$
$$-\frac{1}{4} \quad -\frac{1}{4}$$

$$b^2 = \frac{3}{4}$$

$$b = \pm \frac{\sqrt{3}}{\sqrt{4}}$$

$$b = \pm \frac{\sqrt{3}}{2}$$

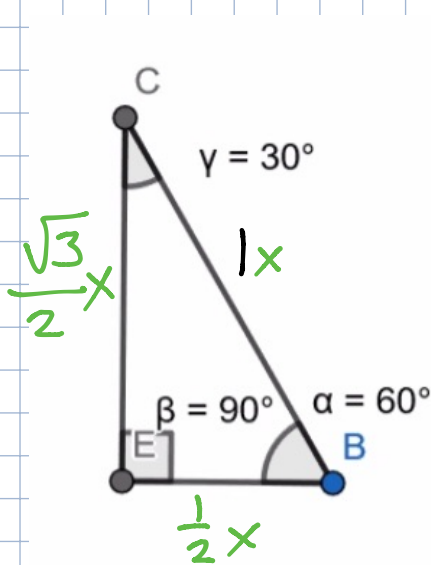


Reject $b = -\frac{\sqrt{3}}{2}$ because length

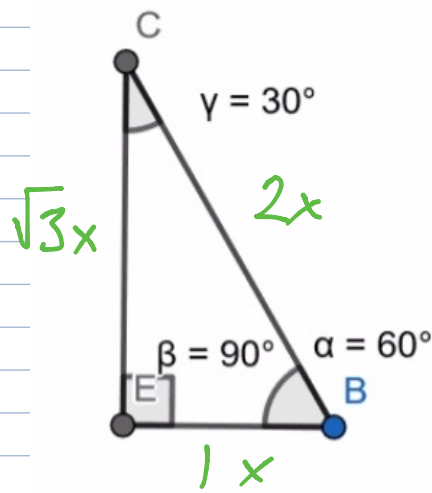
$$b = \frac{\sqrt{3}}{2}$$

Note: similar triangles are proportional

Note: similar triangles are proportional

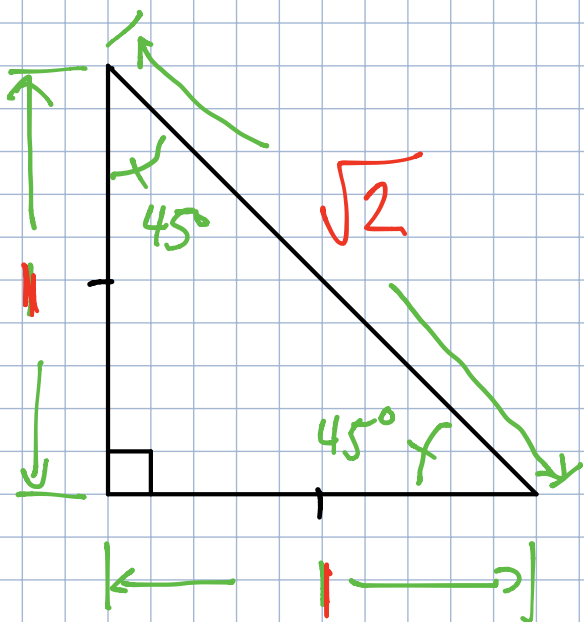


multiply
all sides
by 2.



Ratios of 30-60-90Δ

The side ratios for similar triangles will always remain the same.



right Δ

isosceles Δ - two sides are congruent

By Pythagorean Theorem

$$a^2 + b^2 = c^2$$

$$(1)^2 + (1)^2 = c^2$$

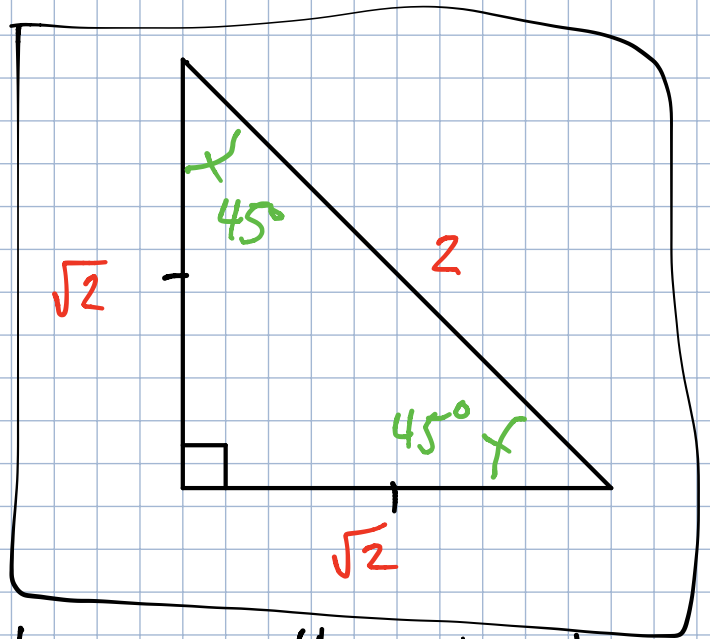
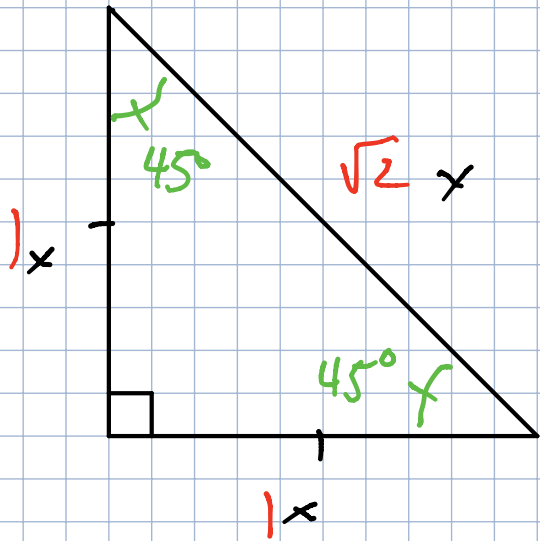
$$1 + 1 = c^2$$

$$2 = c^2$$

$$\pm \sqrt{2} = c$$

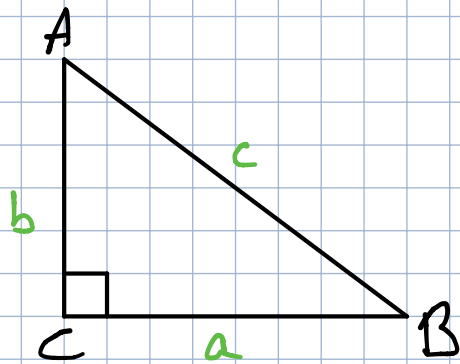
Reject $c = -\sqrt{2}$

For 45-45-90 \triangle



these are the side ratios

In general, consider a right \triangle



definitions

hypotenuse - the longest side of right \triangle

- opposite right \angle

- in this case side c , \overline{AB}

opposite - side not touching the angle
in question

(NOT THE HYPOTENUSE)

- e.g. side b is opposite $\angle B$

\overline{AC} is opposite $\angle B$

side a is opposite $\angle A$

\overline{BC} is opposite $\angle A$

adjacent - side that is touching the angle in question

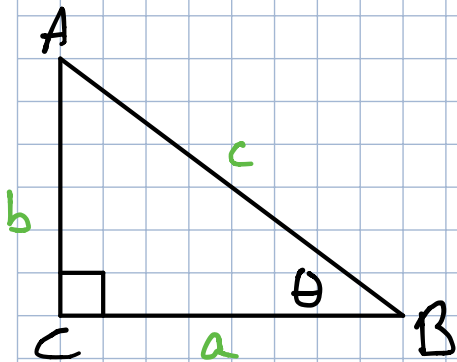
NOT THE HYPOTENUSE

- e.g. \overline{BC} is adjacent to $\angle B$

side a is adjacent to $\angle B$

\overline{AC} is adjacent to $\angle A$

side b is adjacent to $\angle A$



define: Assume $\angle \theta$

$$\sin \theta = \frac{\text{opposite}}{\text{hypotenuse}} = \frac{b}{c} = \frac{AC}{AB}$$

$$\cos \theta = \frac{\text{adjacent}}{\text{hypotenuse}} = \frac{a}{c} = \frac{BC}{AB}$$

$$\tan \theta = \frac{\text{opposite}}{\text{adjacent}} = \frac{b}{a} = \frac{AC}{BC}$$

\overline{AC} = line \overline{AC}

AC = length of AC

"SOH CAH TOA"

S_{θ}° C_{θ}° T_{θ}°

$$\sin(\angle A) = \frac{a}{c}$$

$$\csc(\angle A) = \frac{c}{a}$$

$$\cos(\angle A) = \frac{b}{c}$$

$$\sec(\angle A) = \frac{c}{b}$$

$$\tan(\angle A) = \frac{a}{b}$$

$$\cot(\angle A) = \frac{b}{a}$$

$$\sin \theta = \frac{\text{opposite}}{\text{hypotenuse}}$$

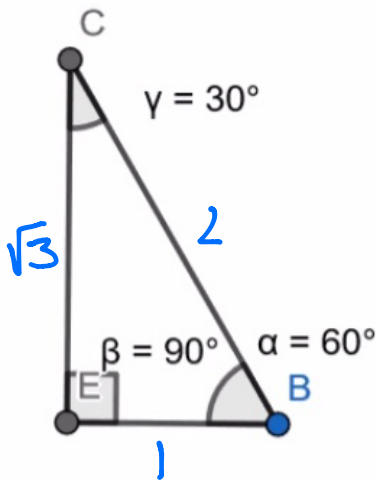
$$\csc \theta = \frac{\text{hypotenuse}}{\text{opposite}}$$

$$\cos \theta = \frac{\text{adjacent}}{\text{hypotenuse}}$$

$$\sec \theta = \frac{\text{hypotenuse}}{\text{adjacent}}$$

$$\tan \theta = \frac{\text{opposite}}{\text{adjacent}}$$

$$\cot \theta = \frac{\text{adjacent}}{\text{opposite}}$$



$$\sin(60^\circ) = \frac{\sqrt{3}}{2}$$

$$\csc(60^\circ) = \frac{2}{\sqrt{3}} \cdot \frac{\sqrt{3}}{\sqrt{3}} = \frac{2\sqrt{3}}{3}$$

$$\cos(60^\circ) = \frac{1}{2}$$

$$\sec(60^\circ) = \frac{2}{1} = 2$$

$$\tan(60^\circ) = \frac{\sqrt{3}}{1} = \sqrt{3}$$

$$\cot(60^\circ) = \frac{1}{\sqrt{3}} \cdot \frac{\sqrt{3}}{\sqrt{3}} = \frac{\sqrt{3}}{3}$$

$$\sin(30^\circ) = \frac{1}{2}$$

$$\csc(30^\circ) = \frac{2}{1} = 2$$

$$\cos(30^\circ) = \frac{\sqrt{3}}{2}$$

$$\sec(30^\circ) = \frac{2}{\sqrt{3}} = \frac{2\sqrt{3}}{3}$$

$$\tan(30^\circ) = \frac{1}{\sqrt{3}} \cdot \frac{\sqrt{3}}{\sqrt{3}} = \frac{\sqrt{3}}{3}$$

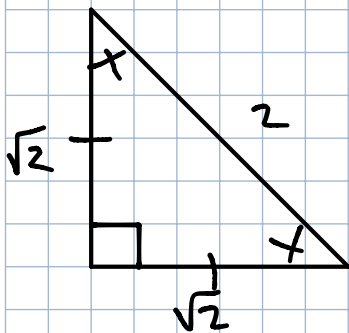
$$\cot(30^\circ) = \frac{\sqrt{3}}{1} = \sqrt{3}$$

$$\sin(60^\circ) = \cos(30^\circ)$$

$$\sin(30^\circ) = \cos(60^\circ)$$

$$\cos \theta = \sin(90^\circ - \theta)$$

$$= \sin\left(\frac{\pi}{2} - \theta\right)$$



$$\sin(45^\circ) = \frac{\sqrt{2}}{2}$$

$$\csc(45^\circ) = \frac{2}{\sqrt{2}} \cdot \frac{\sqrt{2}}{\sqrt{2}} = \frac{2\sqrt{2}}{2} = \sqrt{2}$$

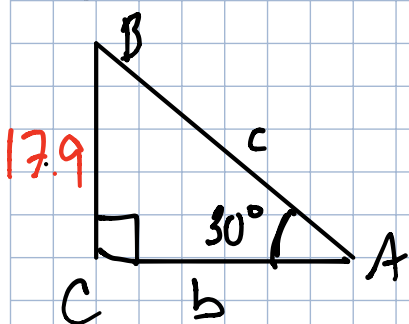
$$\cos(45^\circ) = \frac{\sqrt{2}}{2}$$

$$\sec(45^\circ) = \sqrt{2}$$

$$\tan(45^\circ) = \frac{\sqrt{2}}{\sqrt{2}} = 1$$

$$\cot(45^\circ) = 1$$

Solving Right Δ s



Solve for c

side c is hypotenuse

17.9 is opposite of $\angle A$

$$m\angle A = 30^\circ$$

$$\rightarrow \sin(\angle A) = \frac{\text{opp}}{\text{hyp}}$$

$$\sin(30^\circ) = \frac{17.9}{c}$$

$$c \cdot \sin(30^\circ) = 17.9$$

$$\frac{c \sin(30^\circ)}{\sin(30^\circ)} = \frac{17.9}{\sin(30^\circ)}$$

$$c = \frac{17.9}{\sin(30^\circ)}$$

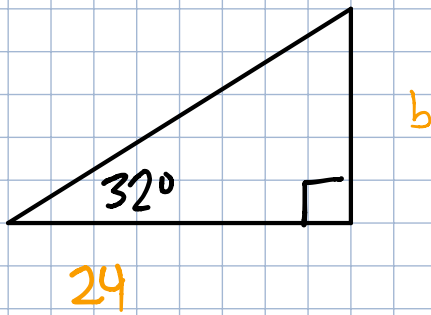
* Note: in this case, we know $\sin(30^\circ) = \frac{1}{2}$

* Only do this if angle is a special angle

$$c = \frac{17.9}{\left(\frac{1}{2}\right)}$$

0, 30, 45, 60, 90,

$$c = 17.9 \left(\frac{2}{1}\right) = 35.8$$



Find b

Given: 32°

b is opposite

24 is adjacent

$$\rightarrow \tan \theta = \frac{\text{opposite}}{\text{adjacent}}$$

$$\frac{\tan(32^\circ)}{1} = \frac{b}{24}$$

$$24 \cdot \tan(32) = b$$

* Note: We don't know $\tan(32)$, use a calculator

* Calculator is set to DEGREES
NOT RADIANS

$$24 \cdot \tan(32) = b$$

$$b \approx 38.41$$