



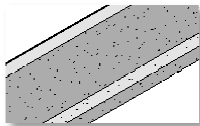
Arch 1290 Architectural CADD & Arch 1200 Architectural Drawing II

Assignment Sheet - Hand Drawing #1

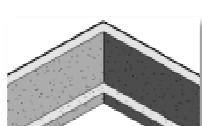
Directions: Draw all 5 details below on 11 x 17 Titleblock at a scale of 1" = 1'-0"
Draw the three base drawings and then create the composites. See Rubric for Grading.
Show grids on all drawings and register grids when you align to create composites.

Base Drawings

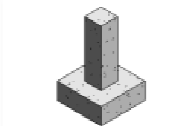
Wall



Corner

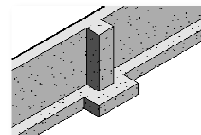


Column

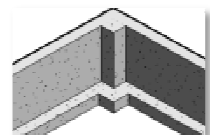


Composite Details

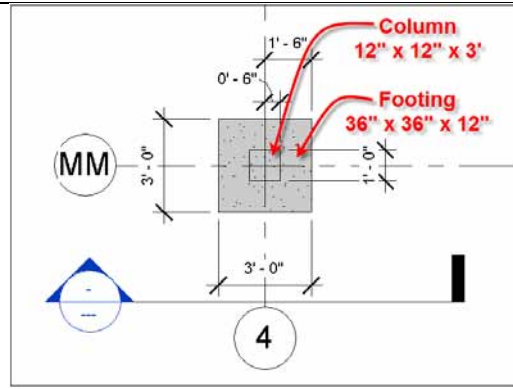
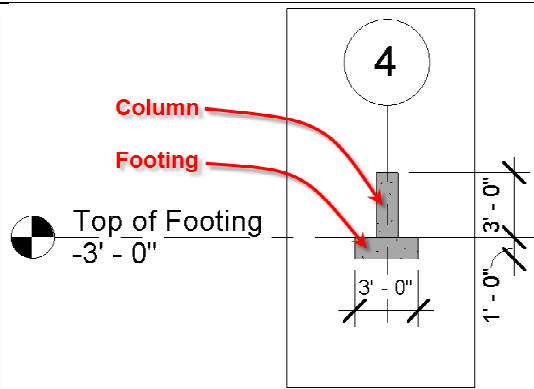
Column/Wall



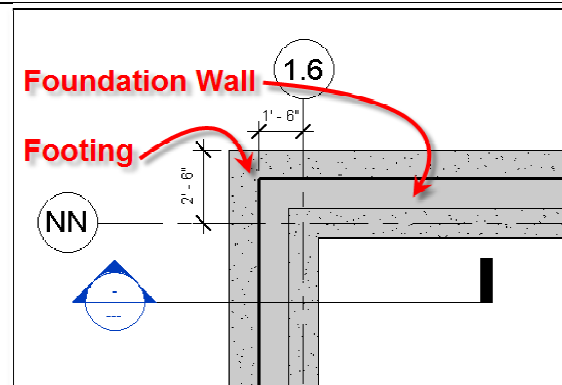
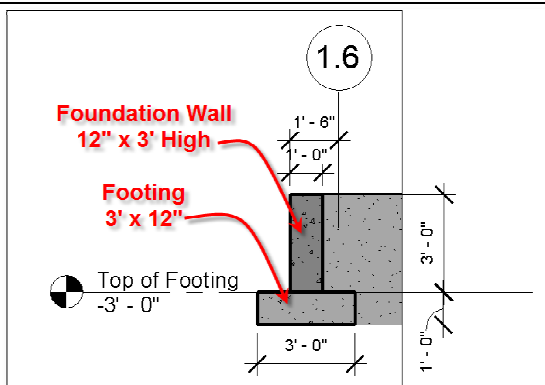
Column/Corner



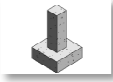
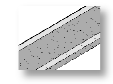
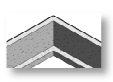
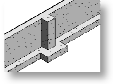
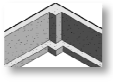
Column Dimensions



Foundation Wall Dimensions



Fall 2011

Rubric.Hand.01		Due Date	9/13/2011	First Grading Review of Hand Drawings			
Last Name				Comments:			
First Name							
Score				Total Score:		Curved Grade:	
Category		Complete (0-3)	Accurate (0-3)				
Single Column							
Middle Wall							
Corner Wall							
Middle w/Column		Rubric Hand 01					
Corner w/Column							
General Comments		X	X				
• Line Quality							
• Line Weight							
• Column Grid							
• Poche							
• Shading							
Format Comments		X	X				
• Titleblock							
• Lettering							
• Dimensions							