

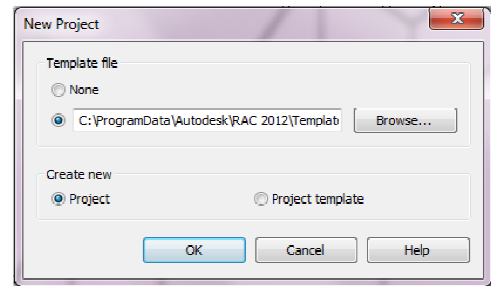
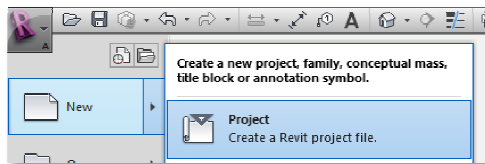
Fall 2011

Site: LOCATION SETTING UP PROJECT LOCATION IN REVIT

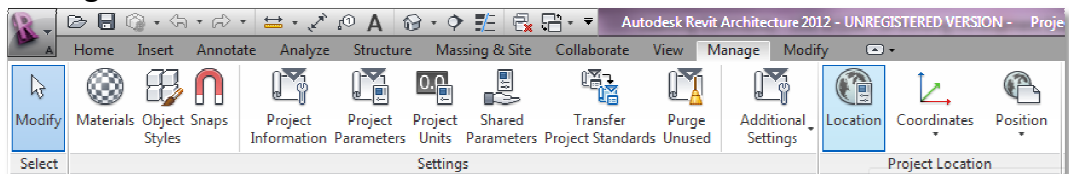
Overview Before we begin to draw we need to tell Revit where our project is located. If we do sun studies the results will be based on the location of the building.

Start a New Project Revit Icon > New > Project

Create new "Project" > OK



Set Project Location Manage > Location



Enter

Project Address 285 Jay Street Brooklyn NY 11201 > Search > OK

