

S – Room V833

Screen Wall Idea

1. *Screen Wall Blocks*

Water-jet-cut ethylene-vinyl acetate foam rubber.


Dimensions variable. Individual blocks measure 12"×12", 16"×16", and 16"×8".

2. Paintable Fabric Rectangle Acoustic Sound Absorbing Wall Panels


1.125 in. x 24 in. x 48 in.

User paintable finish panel for interior walls. All-purpose acoustical wall panels.


Control sound



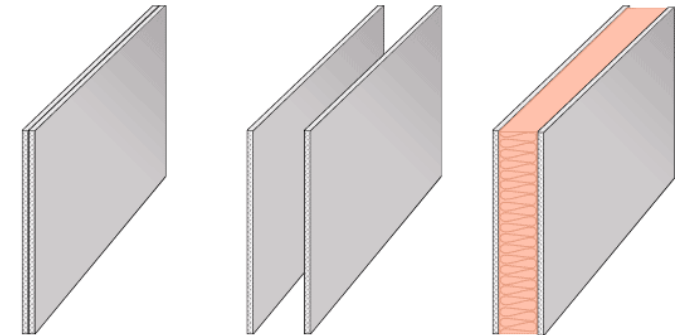
1.



2.



ISOLATION (PLYWOOD
AND ABSORBING WALL PANEL)



CHAIR – PIN UP BOARD PROPOSAL


This removes the need to store the chairs when they are not in use – they can be hung in plain sight – you can take them off the wall to seat on it while presentation. Use the rest to pin up your board. Use **magnets to pin-up**.



<http://dornob.com/elegant-folding-and-hanging-wall-chairs/>

Options:

- Magnets insert inside the chair from the back, they are invisible from the front. You can do presentation when it unfold. Use a magnets instead of pins in the front to hold your paper sheet.
- Pattern (laser cut) can be placed into the frame
- Magnet tape
- Magnetic chalkboards panels



CONCLUSION: magnet tape did not work. It's too week. Metal sheet on the ply wood will work. You can screw it into the corners of the board from the front. Simple and chip. Folding chair will work. But it can have only 3 folding pieces.