
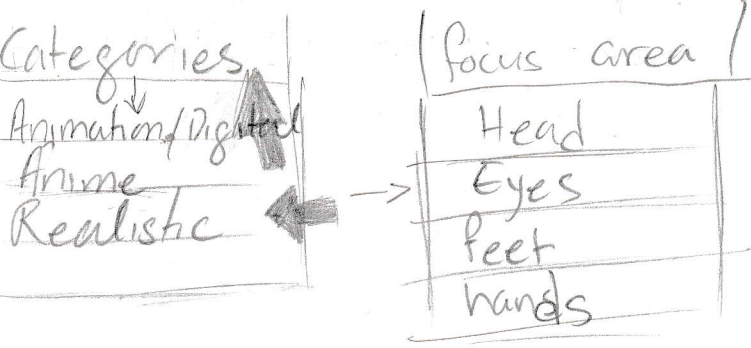


Functions of Concept

Function	Intent
Draw tube (Videos)	Watch the video to understand the concept and practice drawing what they see.
Interaction	Talk to other people to get tips
Comment section	give critique and feedback
Contests & give aways	Courage people to continue visiting the site.







User Action

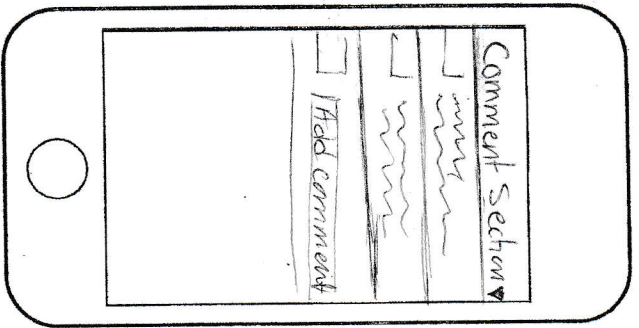
The user will click on the main category, then it will have a drop down menu of different drawing styles, click the drawing style then the sub category (focus area) will appear and the user clicks what they want to focus on drawing.

Drawtube Videos Search

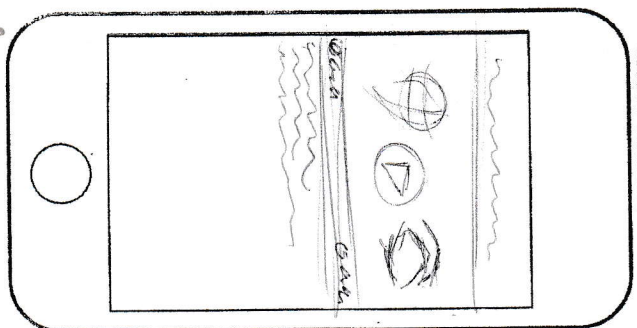
Videos	
	How to portion the head
	How to draw the head

User action

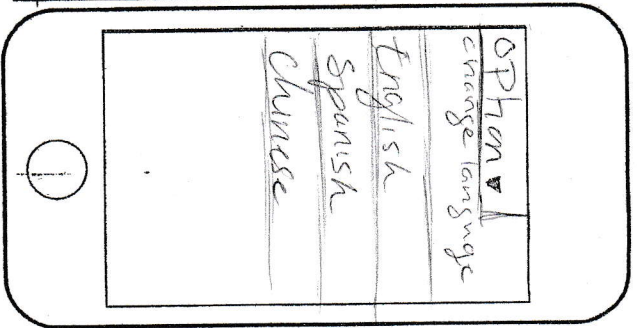
Klara Wryta





This is the comment section and if the person wants they can put a comment themselves.




This is the video page so the user can watch videos watch tutorials



The option menu helps translate the website




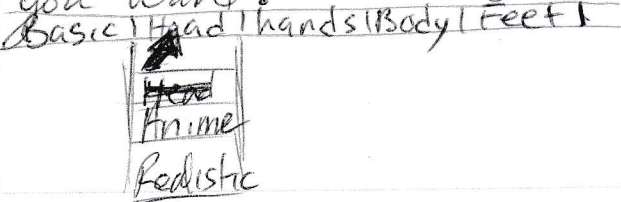



The about this page icon will just explain what the website is about

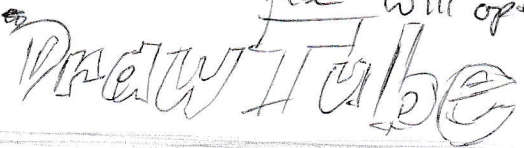
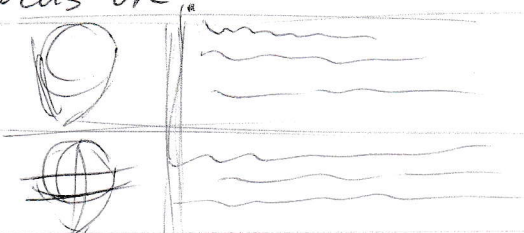



NAMES: Kiana Wright

Horizontal & Vertical Prototype: Identify functions of proposed concept and use the following space to describe the interactions between human and system, step by step.

	Function 1	Function 2
Interaction 1	<p>The option the icon at the top right hand corner</p> 	<p>there are tabs at the top where there are labeled by different categories of body parts that you want to focus on.</p> 
Interaction 2	<p>As the person who does not understand the websites language would click it to change the language</p> 	<p>once you click on the category that you want to focus on a drop down menu will appear and you can pick the drawing style you want.</p> 
Interaction 3	<p>As the person clicks the Option icon a drop down like menu would appear showing the list of languages that is available.</p> 	<p>When they click the area they want to focus on you will be able to choose if you want to look at videos or to interact with someone.</p>
Interaction 4	<p>When the language is click the who entire website is going to translate to that language.</p>	<div style="display: flex; justify-content: space-between;"> <div style="width: 45%;"> <p>Draw tube</p> <p>↓</p> <p>videos will appear</p> </div> <div style="width: 45%; border-left: 1px solid black; padding-left: 10px;"> <p>Interaction</p> <p>↓</p> <p>Peoples names with bio will appear</p> </div> </div>

NAMES: Kiara Wright

	Function 1	Function 2
Interaction 5		as the person clicks on draw tube it will go to a new page so the draw tube will open 
Interaction 6		Under the Draw tube title there will be videos appearing on the area you want to focus on 
Interaction 7		click on the video you want to see 
Interaction 8		The page will open so the video can play 