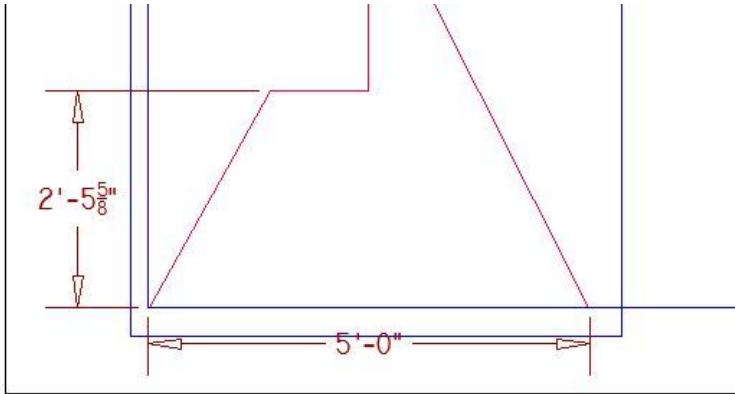
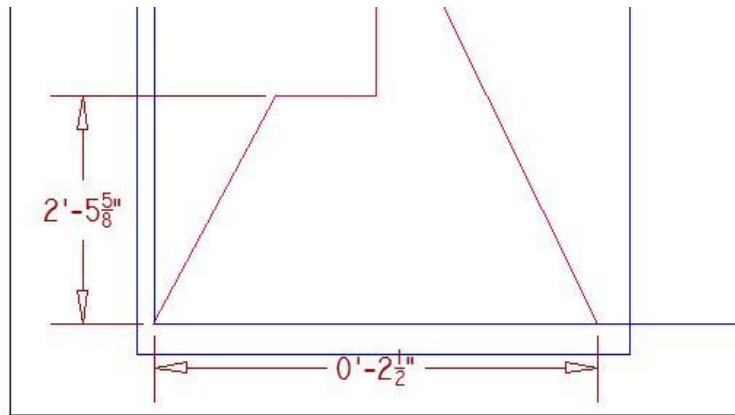


- Skills for Drafting from HW2
 - Pattern Recognition
 - Proportions
 - space recognition

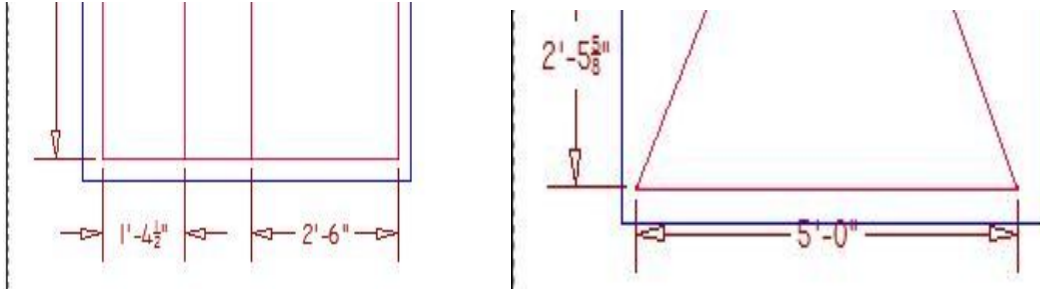
- Dimensions



-Try to keep dimensions on the left and bottom of the view. Use other views for dimension that can't be done on the left or bottom of the view. Then place any remaining dimensions without making the view clunky

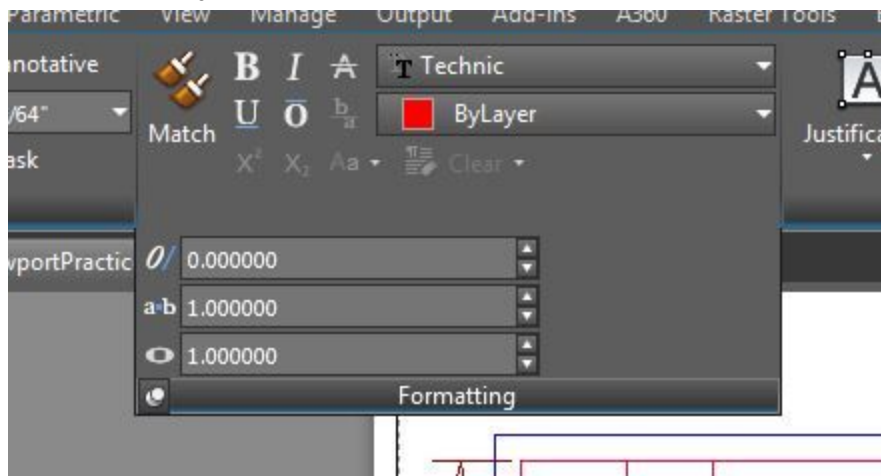


-Becareful when dimensioning and distances in paper space, if the point isn't on a object in model space autocad will treat it as paper space and dimension it to actual paper size. Especially when there are lines in paperspace used to align the views.



-If you have one whole side dimensioned on one side you can dimension all but one part of that same side on another view. You can still dimension the whole side but if you have this chance and make the layout look cleaner than use it.

- Text Adjustment



-when you use mtext a ribbon will open for text, under formatting you have several opinions to adjust the text.

- Angle
- Spacing
- Width