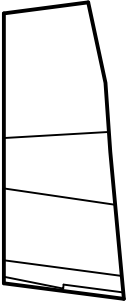
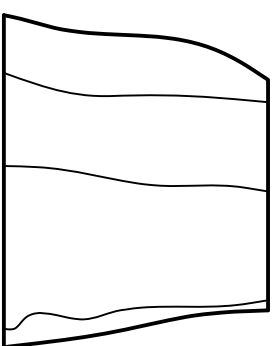
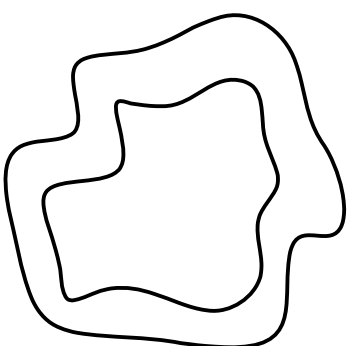


TOP



FRONT

1 ROCK - ELEVATIONS  
TOP SURFACE MUST BE WALKABLE 1 1/2" = 1'-0"



2 STUMP - ELEVATIONS  
TOP SURFACE MUST BE WALKABLE 1 1/2" = 1'-0"

NYC COLLEGE OF TECHNOLOGY	
ENT 2200 - THEATRICAL DRAFTING	
ROCK OR STUMP	PLATE NO.
DESIGNER ELEVATIONS	
SCALE: AS NOTED	
DATE: 11/28/2011	
DRAFTER: MCCULLOUGH	OF: 1

H4