

# New York City Marijuana Enthusiasts

Recreational Legalization of Marijuana in New York City



Table of Contents

Page Numbering

Executive Summary.....3-4

Team Profile.....5-6

The responsibility of each member .....6

Secondary Data.....7-9

Experience Survey.....10-11

Problem Definition.....12-13

A. Target Market

B. Problem Statement

C. Research Objectives

D. Research Questions

E. Hypothesis

Planning the Research Design.....14-16

A. Methodology

I. Survey

Selection of Sampling Design.....16-17

Collection of Data.....18-19

A. Pre-test

B. Main Study

Data Analysis.....20-47

A. Editing

B. Coding

C. Analysis

D. Tables and Figures

Conclusion.....46

Questionnaire.....49-60

## Executive Summary

At first, the research seemed difficult but the group was quick to realize that they were in New York, which is a place with many, many users of marijuana. That's right, although the recreational use of it is illegal in the state, there's still a huge number of people who use it, whether it's for medical use or recreational use. From then the difficulties the group had expected began to fade away and the only thing holding them back was the laziness of a certain team member. Even though they had difficulties from the member, they were all able to complete the necessary research and get the necessary data.

During the research, group members were enlightened about marijuana. For example, marijuana was used since 500 B.C. which some members didn't know. Another big thing they had discovered was the amount of money the United States has made in tax revenue from the legalization of marijuana which is over \$7 billion now.

This kind of research was very big for the group because it showed the potential that legalization of marijuana had and how it could benefit the state of New York. With New Jersey legalizing marijuana very soon, it can potentially become legal in New York soon.

Our questionnaire was developed by our team and designed to determine the preferences of individuals about marijuana, its legalization and use. Each team member was responsible for surveying a number of respondents for a combined total number of fifty respondents. Throughout this process, we also asked respondents to inform us if there were any concerns when answering our questionnaire. The people who were questioned ranged from high school students to senior citizen both users and non-users. The results were somewhat different from others but many people were mainly for the recreational use of marijuana. The results showed that all the people

were aware that marijuana is less harmful than cigarettes and alcohol, which are legal, and the respondents were interested in the idea of marijuana dispensaries in the state and boroughs.

From the analysis of the data, the group was able to find out that many people in the city of New York are not against the legalization of weed. In fact, over eighty percent of our respondents agreed with the use of marijuana and believe it should be legalized. Our respondents' ages ranged from ages 16-30 and over sixty percent of them are currently attending some college. When they were asked if they would begin smoking marijuana or not if a dispensary opened in our city, fifty-nine percent of our respondents would smoke the products whether they already do or don't. Finally, the group was able to find out that ninety-two percent of our respondents believe that the legalization of marijuana will help the economy of New York.

After all the questionnaires were completed and all the data was analyzed, the New York City Marijuana Enthusiasts were able to conclude that if a political figure of New York were to run and endorse the legalization of marijuana in the entire state, the people would have no problem voting for them and probably will vote for them. Through the research we completed, we found out how popular the use of marijuana is in our city and how some of the people about it.

## Team Profile

Matthew Topilov: A late graduate of Edward R. Murrow High School, I'm an eighteen-year-old American-Russian boy who is a huge enthusiast of marijuana and the recreational use of it. I tend to use marijuana a lot to help myself write raps for my musical career. I am the most experienced user of marijuana in the New York City Marijuana Enthusiast research group and is also passionate about its legalization in New York. I am also a former water polo player and lifeguard who now studies marketing management and sales at the New York City College of Technology. I am the Co-Director and statistical writer for the New York City Marijuana Enthusiasts.

Deborah Aderounmu: I am a twenty-year-old, currently attending New York City College of Technology studying business and technology of fashion. I graduated with from Borough of Manhattan Community College with an associate degree in Computer Information System. I am the research analyst in the New York City Marijuana Enthusiasts and my responsibility was tabulating final results of the research projects and creating the tables and figures.

Anthony Zheng: I am twenty years old, currently attending New York City College of technology, currently working on obtaining my associate degree in marketing management and sales. currently working in retail and I am the co-project director of New York City marijuana Enthusiasts. I am responsible for the overall completion of the research project and providing the secondary source for the team.

D' Angelo St. Arromand: I am a seventeen-year-old Brooklyn native, currently attending New York City College of Technology. I am currently working on getting my associate degree in Business Management. I am the Statistical Writer for the New York City Marijuana Enthusiasts and I'm responsible for writing, editing, and synthesizing the various components of the research project.

Jason Farciert: I am Twenty years old who is currently attending City College of Technology trying to receive my associate's degree in Marketing Management & Sales. Currently employed in 2 jobs and also attending school. I am the research analyst in the New York City Marijuana Enthusiasts and my responsibility was tabulating final results of the research projects and creating the tables and figures.

### **Responsibility Of Each Member**

There are five members of the New York City Marijuana Enthusiasts. Matthew Topilov and Anthony Zheng are the Project Directors. The role of a Project Director can be defined as the person responsible for the overall completion of the research project. D'angelo Starromand is the Statistical Writer. The role of the Statistical Writer can be defined as the person responsible for writing/editing and synthesizing the various components of the research project. Deborah Aderounmu and Jason Farciert are the Research Analyst. The role of a Research Analyst can be defined as the person responsible for tabulating final results of the research projects and creating the tables and figures.

## Secondary Data

Below are websites that we have collected secondary data from:

- <https://www.medicalnewstoday.com/articles/315240.php>
- <https://www.cnn.com/2018/01/04/politics/marijuana-legalization-by-the-numbers/index.html>
- <https://www.drugabuse.gov/publications/research-reports/marijuana/what-marijuana>
- <http://www.businessinsider.com/health-benefits-of-medical-marijuana-2014-4>
- <https://www.learngreenflower.com/articles/66/50-life-enhancing-benefits-of-cannabis>

First introduced in Asia around 500 B.C, Marijuana was used as a herbal medicine and is still used today. Marijuana is a mixture of dried flowers of Cannabis Sativa. Its main components are tetrahydrocannabinol (THC) and cannabidiol (CBD). Marijuana can be smoked in hand-rolled cigarettes, pipes, or blunts. Marijuana can also be brewed into tea and is often mixed into foods for medical uses. In the 20th century, political and racial factors led to the criminalization of Marijuana in the United States. However, its legal status is changing in many places over time. The recreational use of marijuana is legal in nine states and Washington D.C. as of 2018, and it is currently being passed in the state of New Jersey. This trend that many states are slowly entering is considered historic due to our government's history of hatred for the plant. The states that have already legalized the recreational use of ganja include California, Alaska, Colorado, Massachusetts, Washington D.C., Washington, Nevada, Maine, Vermont, and Oregon. The addition of this law has proven to be beneficial in those states. For example, Nevada saw a more than \$3.5 million increase in tax revenues in the first month that the law was passed. Now



although the casual use of marijuana is legal in those states, there are certain rules that citizens must follow such as the amount that is allowed to be carried and where they can and cannot smoke marijuana. According to CNN, the legal pot industry has grown to be a \$7 billion industry, and it's projected to quadruple over the next ten years, around \$25 billion.

### 23 health benefits of marijuana

1. Use as a treatment for chronic pain.
2. Help with muscle spasms
3. It's doesn't harm lung capacity but instead may even improve it.
4. use in treating glaucoma
5. It may help control epileptic seizures
6. Decreases the symptoms of a severe seizure disorder known as dravet Syndrome.
7. A chemical found in marijuana stops cancer from spreading, at least in cell cultures.
8. Decrease anxiety in low doses
9. Slow down the progression of Alzheimer's disease.
10. Eases the pain of multiple sclerosis
11. It seems to lessen side effect from treating hepatitis C and increase treatment effectiveness.
12. Helps with inflammatory bowel diseases
13. It relieves arthritis discomfort / improve sleep quality
14. Marijuana user tend to be less obese and have a better response to eating sugar
15. Spur creativity
16. Cannabis soothes tremors for people with Parkinson's disease

17. Help veterans suffering from PTSD.
18. Animal studies suggest that marijuana may protect the brain after a stroke.
19. Protect the brain from concussion and trauma
20. Help eliminate nightmares
21. Reduces some of the pain and nausea from chemotherapy and stimulates appetite.
22. Marijuana can help people who are trying to cut back on drinking
23. Reduce opioid overdose deaths.

## Experience Survey

In Good Health Inc., Brockton, Massachusetts, 02109

One of the many dispensaries that are currently open in the state of Massachusetts, In Good Health, is one of the higher rated dispensaries in the state and they offer all kinds of marijuana strains and marijuana in different forms such as edibles, concentrates, and even lotions. One of our members, Matthew, was able to contact the cannabis store and was able to briefly interview the current manager of the establishment, Dustin Frantman.

1. What is your age, Mr. Frantman? And if you don't mind sharing, how long have you been a user of marijuana if you do use it.

Mr. Frantman; "I am 22 years of age and I've been smoking marijuana since I graduated high school four years ago."

2. When did you begin working at this dispensary?

Mr. Frantman; "I began working for In Good Health when I was 20 years old. They almost didn't hire me but a good friend of mine, who unfortunately quit a few months ago, had given the management a great recommendation about me and they decided to hire me, although I was technically too young to work there. I became the manager of this location in December and I've been making sure everything runs smoothly since."

3. How has the community in which your store is located been affected by the legalization of marijuana? How has it affected Massachusetts as a whole?

Mr. Frantman; “Well, truly, I have seen people coming in for marijuana that I would never expect! Just the other day my own aunt came in asking to buy 'a half ounce of ganja', and I was dumbfounded because I was never aware that she smoked marijuana. Just that example can show how the legalization of weed has made past users much more comfortable using it in public and around others. Not just here in Brockton, but throughout the entire state of Massachusetts. If it becomes legal throughout the country, I believe it'll help the country prosper and heck, this may be a stretch, but it could unite the people of our country once again. Marijuana is a wonderful thing that helps different people in many, many different ways. It's also shown to be a great way to make friends and come as one, it's definitely the furthest thing from a gateway drug nowadays.”

After the brief interview, Matthew sincerely thanked Dustin for his time and Mr. Frantman replied ;

“No problem at all Matt! Hey, when you're 21 and in Brockton, come on down to In Good Health and we could talk more about Mary Jane.”

## **Problem Definition**

### Target Population/ Target Market:

1. College Students
2. Marijuana Enthusiasts
3. Health Conscious Individuals
4. Marijuana Dispensary Owners/Operators and Managers

### Problem Statement:

1. To determine the market potential of the recreational use of Marijuana in the city of New York if legalized.

### Research Objectives:

1. To determine if the legalization of the recreational use of Marijuana in New York will become more profitable for Marijuana Dispensaries in the New York City Marketplace.
2. To find out how the legalization of recreational use of Marijuana in New York can be of advantage and disadvantage to the users and the New York City Marketplace.
3. To discover New Yorkers' opinions and perceptions on the recreational and medical use of Marijuana in the New York City Marketplace.

## Research Questions:

1. Are there advantages and/or disadvantages to the legalization of the recreational use of Marijuana in the New York City Marketplace?
2. In what ways can the legalization of recreational use of Marijuana affect consumers in the New York Marketplace?
3. How will the legalization of the recreational use of marijuana open new opportunities in the fields of business and medicine in the New York City Marketplace?

## Hypothesis:

- Most New Yorkers see Marijuana as more of a health hazard than a medicine and business opportunity.
- The legalization of Marijuana in the New York City marketplace would help Dispensaries and other businesses to make a larger profit.

# Planning the research design

## Methodology

Methodology can be defined as a principle of rules from which specific methods or procedures may be derived to interpret or solve different problems within the scope of a particular discipline. It is not like a mathematical algorithm where there is some sort of formula, a methodology is like a set of practices. Methodology is the systematic, theoretical analysis of methods applied to a field of study. Typically, the methodology it encompasses concepts such as paradigm, theoretical model, phases and quantitative or qualitative techniques.

A methodology does not set out to provide solutions - it is, therefore, not the same as a method. Instead, methodology offers the theoretical underpinning for understanding which method, set of methods, or best practices can be applied to a specific case, for example, to calculate a specific result.

Our research methodology involved gathering data from the survey in order to come to an understanding of how people feel about the Legalization of Marijuana in New York City.

This project utilized both Qualitative and Quantitative data collection tools such as surveys and interviews with college students. The survey was used as an instrument to measure the respondents' opinions and usage of Marijuana. These surveys were given out to 50 random participants who fit within the target population of undergraduate students and who ages ranged from 18-50+. The first round of data collection consisted of a pretest in which 5 participants were selected at random. Then an interview was planned to provide more in-depth data collection, our

goal was to interview a person who had maximal knowledge about Marijuana and get them to provide us with neutral and unbiased answers to the questions we posed.

## Survey/ Personal Interview

A Survey can be defined as a detailed study of a market or geographical area to gather data on attitudes, impressions, opinions, satisfaction level, and more, by polling a section of the population. A personal interview can be defined as a data collection method accomplished with the interview in the presence of the respondent so that they have a visual contact as opposed to interviewing over the telephone. There are two main types of personal interviews. Those two types are an unstructured informal interview and a structured standardized interview.

Unstructured.

The survey was extremely helpful in conducting our study because we were able to find out our respondent's honest opinions about marijuana in general with just a series of questions. With the help of the demographic questions, we were also able to determine if a certain group had similar answers (i.e. age, gender, etc.). The survey was the most important component in our study because, without all the data gathered from the respondents, we wouldn't be able to further evaluate and summarize most sections of our project. A survey is a subcomponent of Methodology thus meaning that it is one of the many systems of methods you can use in an area of study or a particular activity. Surveys are also in some cases, the most effective because it allows your respondents to answer the questions handed to them while still being able to express their freedom of thinking at the same time; this is mostly shown towards the end of the survey where the respondent is asked to add any comments or even feedback if they please. They also



allow constructive criticism for the distributor of the surveys, respondents are often encouraged to add any type of feedback that can help the distributor determine how they can improve their survey or study overall.

## **Selection of Sample Design**

Sampling is the act, process, or technique of selecting a suitable sample; specifically: the act, process, or technique of selecting a representative part of a population for the purpose of determining parameters or characteristics of the whole population. There are many types of sampling techniques such as Random Sampling, Systematic Sampling, Judgement Sampling, Snowball Sampling, and many more. One type of sampling technique we used was Random Sampling which was each member of our target population had an equal and known chance of being selected. We chose to use this technique because we understood that our main target population was very large so it would've been difficult or even nearly impossible to gather opinions from every college student in our population so we decided to gather 50 people at random in order to collect our data. We eventually benefited a lot from this technique because our data had a variety which indicated to us that there would be no group of respondents that shared identical opinions. This also made our study more balanced and not seem to be biased towards our own study. Choosing people at random and collecting data from them also allowed us to fully understand the opposition of our study and thus, use our collected data and research to further support our purpose in this study and attack the opposition with more than enough knowledge

about both sides of the spectrum. Another type of sampling technique we used was Convenience Sampling. Convenience Sampling is one of the non-probability sampling methods that is made up of people who are easy to reach. Since our main target population was college students, the easiest way for us to distribute 50 questionnaires was to distribute them within the main building of New York City College of Technology. This made struggling to find the right respondents for our study nearly obsolete, we were also to complete all questionnaires quickly since we all distributed them within the same vicinity. All in all, both Random Sampling and Convenience Sampling helped us substantially with gathering and evaluating data because of its convenience for each group member distributing the survey and the data allowing us to get a further understanding of our own study.

## **Collection of Data**

### **Pre-test**

A Pretest carries out a preliminary study going through the entire research procedure with a small sample to identify and eliminate potential problems.

The New York City Marijuana Enthusiasts research team took it upon themselves to conduct a pretest before distributing all 50 questionnaires to the target population. The purpose of the pretest was to serve as a preliminary study in hopes to support and prove our hypotheses true. We gathered 5 college students in order to conduct our pretest. Based on our pretested data, we realized that question 15 and 16 could only be answered if the respondent has bought marijuana before or planned to purchase marijuana in the future. Question 15 asked the respondent how often do they buy marijuana and question 16 asked the respondent in what quantity do they usually buy marijuana. Before the revision, there was no option in question 15 and 16 for the respondent to inform us that they do not buy marijuana. This small mistake helped us realize that not every respondent uses or purchases marijuana and encouraged us to thoroughly look through each and every question to ensure that there was an option for every respondent, whether they used and/or bought marijuana or not. After looking through each and every question and making the necessary changes, we were ready to distribute all 50 questionnaires to the population.

## **Main Study**

This study's purpose was to prove that the legalization of the recreational use marijuana would benefit dispensaries and other businesses and that most New Yorkers see marijuana as more of a health hazard than a medicine and business opportunity. We surveyed 50 respondents on their personal opinion of Marijuana and how they felt if it was legalized in the state of New York. Once all 50 responses were collected, they were later carefully tabulated and evaluated by the research team. After analyzing our results, we found that one of our hypotheses was supported while the other wasn't. When asked if they agree or disagree with the use of marijuana, more than half of our respondents agreed with the use of marijuana. In addition, a large majority of our respondents believed that marijuana should be legalized for both recreational use and medical use. When asked if the legalization of marijuana could help businesses and our economy, nearly all of our respondents agreed (92%) as opposed to those who disagreed (8%).

# **Data Analysis**

## **Editing**

Editing is the process of examining completed questionnaires and taking corrective action that is needed to ensure that the data is high quality, quality control check for detecting and correcting. Data collection problems before it's too late. Preliminary or field edit, a quick examination of completed questionnaires in the field, usually on the same day they are filled out. This would ensure that proper procedures are followed in selecting respondents, interviewed respondents, recording responses. Final or office edit, which involves verifying response consistency and deciding whether or not some or all parts of a questionnaire should be discarded. Problems that editing can help to uncover the following issues.

- Improper field procedures- example: researcher used the wrong questionnaire form.
- Incomplete interviews- example: certain questions that were not asked by the researcher.
- Improperly conducted interview- example: the researcher interviewed the wrong respondent.
- Technical problems within the questionnaire- example: researcher did not provide enough space for the answers.
- Respondent rapport problems- example: frequent refusal to answer certain questions.
- Consistency problems- example contradicting questions

## Coding

Coding is the process by which numerical values or alphanumeric symbols are assigned to represent a specific response to a question, the coding process requires the following four steps.

1. Transform the responses to each question into a set of meaningful categories.
2. Assign numerical codes to the categories.
3. Create a dataset suitable for computer analysis
4. Transcription of the data, physically transfer the data from the questionnaire to the computers.

Coding can take place either before or after the field work. When coding takes place before the field work. Its called precoding and after the field work, it's called post coding.

## **Questionnaire write out.**

**Question #1:** Do you agree or disagree with the use of Marijuana?

It is safe to say based on our research that more than half of NYC consumers generally agreed with the use of Marijuana. Forty respondents, eighty-two percent (82%) answered both strongly agree and agree with this question. The other nine respondents, eighteen percent (18%) both strongly disagreed and disagreed with the use of Marijuana.

**Question #2:** Do you think that the use of Marijuana should be legalized in New York?

Twenty-one of our respondents, eighty-six percent (86%) think that Marijuana should definitely be legalized in New York City. Two respondents four percent (4%) answered no, and five respondents, ten percent (10%) responded to definitely no to the legalization of Marijuana.

**Question #3:** For what reasons do you think Marijuana should be Legalized?

While forty respondents, fifty-six percent (56%) said they think Marijuana should be legalized for medical use, and twenty-nine respondents, forty-one percent (41%) think it is better legalized for recreational use, two respondents, three percent (3%) said for other uses.

**Questions #4:** If a Dispensary were to open in New York, would you be more Likely or Unlikely to smoke Marijuana?

Twenty-nine respondents, fifty-nine percent (59%) said they would be more likely smoke Marijuana if a dispensary were to open in New York City. Seven respondents, fourteen percent (14%) would be somewhat likely to smoke and thirteen respondents, twenty-seven percent (27%) would not likely at all smoke Marijuana.

**Question #5:** Do you believe that the legalization of Marijuana could help business and our economy?

According to our respondents, the legalization of Marijuana could help business and our economy with thirty-six respondents, ninety-two (92%) agreeing, while four respondents, eight percent (8%) disagreed to the legalization of Marijuana helping business and our economy.

**Question#6:** In your opinion, how do you feel about each of the following effects of Marijuana?

According to our data and the table below, no respondents strongly agreed that Marijuana makes you angry and argumentative while six respondents agreed, forty-eight respondents disagreed, and thirty-two respondents strongly disagreed. Six respondents strongly agreed that Marijuana causes people to be paranoid while nineteen agreed, twenty disagreed, and four strongly disagreed.

Twenty-four respondents strongly agreed that Marijuana makes you mellow and relaxed while twenty agreed, three disagreed, and none strongly disagreed. Fifteen respondents strongly agreed that Marijuana makes you sleepy. On the other hand, twenty-four agreed, ten disagreed, and none strongly disagreed. Thirteen respondents strongly agreed that Marijuana causes you to laugh at nothing while twenty agreed, nine disagreed, and none strongly agreed. Five respondents strongly agreed that Marijuana makes time go slower while eighteen agreed, twenty-two disagreed, and three strongly disagreed. Three respondents strongly agreed that Marijuana makes you want to fight while seven agreed, twenty-one disagreed, and eighteen strongly disagreed. Twenty respondents strongly agreed that Marijuana causes hunger and thirst, twenty-two agreed, five disagreed, and only one strongly disagreed. One respondent strongly agreed that Marijuana alters your personality while twenty-five agreed, sixteen disagreed, and seven strongly disagreed. Four respondents strongly agreed that Marijuana makes you think slower while twenty-five agreed, sixteen disagreed, and seven strongly disagreed.

Effects	Strongly Agree	Agree	Disagree	Strongly Disagree
---------	----------------	-------	----------	-------------------



It makes you angry and argumentative	0%(some skipped questions)	24%	27%	16%
It causes people to be paranoid	12%	39%	41%	8%
It makes you mellow and relaxed	51%	43%	6%	0%
It makes you sleepy	31%	49%	20%	0%
It causes you to laugh about nothing	31%	48%	21%	0%
It makes time go slower	10%	38%	46%	6%
It makes you want to fight	6%	14%	43%	37%
It causes hunger and thirst	42%	46%	10%	2%

It alters your personality	2%	51%	33%	14%
It makes you think slower	8%	51%	33%	8%

**Question#7:** Do you think Marijuana would make a positive or negative impact on society after it has been legalized?

Based on our survey, sixteen respondents, thirty-three percent (33%) said Marijuana would make a somewhat positive impact on the society, fourteen respondents, twenty-nine percent (29%) said it would make a very positive impact. Although twelve respondents, twenty-four percent (24%) said it would mostly make a positive impact. Seven respondents, fourteen percent (14%) said it would not make a positive impact at all.

**Questions #8:** If Marijuana were to be legalized, do you think the number of people who use Marijuana will?

According to our respondents, forty-three respondents, ninety percent (90%) said the use of marijuana will increase, while two respondents, four percent (4%) think it would decrease and three respondents, six percent (6%) think it would remain the same.

**Question #9:** If the use of Marijuana were to be legalized in New York City, should there be an age restriction for medical purposes?

Thirty respondents, sixty-three percent (63%) of our respondents agreed on definitely yes for age restriction for medical purposes. Nine respondents, nineteen percent(19%) on probably yes, four respondents eight percent (8%) on probably no and five respondents, ten percent (10%) on definitely no.

**Question #10:** If so, what should be the legal age?

Only three respondents, seven percent (7%) of our respondents agreed on under 18, while twenty-one respondents, forty-eight percent (48%) said 18 should be the legal age. One respondent, two percent (2%) age of 19, three respondents seven percent (7%) age of 20. Sixteen respondents, thirty-six percent (36%) age of 21 and no one agreed on older than 21.

**Question #11:** If you are a user of Marijuana, would you be interested in shopping at a dispensary in New York City?

According to our respondents, twenty-two respondents, forty-six percent (46%) of them would be very interested in shopping at a dispensary in New York City. Nine respondents, nineteen percent (19%) of the respondents would be most interested. Seven respondents, fourteen percent (14%) would be somewhat interested, and ten respondents, twenty-one percent (21%) are not interested at all.

**Question #12:** Do you think that the legalization of Marijuana in New York City would have a negative impact on kids?

Based on our data, nine respondents, nineteen percent (19%) of our respondents think legalization of marijuana in New York City would have a negative impact on kids. Thirteen respondents, twenty-seven percent (27%) think probably yes. Eighteen respondents, thirty-seven percent (37%) think probably no, and eight respondents, seventeen percent(17%) think definitely no.

**Question #13:** In your opinion, between Marijuana and Cigarettes, which one has more effect when used (or overused) by an individual?

- Addictive: Two respondents, four percent (4%) agree on marijuana and forty-five respondents, ninety-six (96%) agree on cigarettes.
- vomiting and nausea: Seven respondents, sixteen percent (16%) agree on marijuana and thirty-eight respondents, eighty-four percent (84%) on cigarettes
- Fear and panic: Twenty respondents, forty-nine percent (49%) agree on marijuana and twenty-one, fifty-one percent (51%) agree on cigarettes.
- Brain damage: Twelve respondents, twenty-six percent (26%) agree on marijuana and thirty-four respondents, seventy-four (74%) agree on cigarettes.
- Hallucinations: Thirty-five respondents, eighty-five percent (85%) agree on marijuana and six respondents, fifteen percent (15%) on cigarettes.
- Cancer: One hundred respondents, hundred percent (100%) agree on cigarettes and none on marijuana.
- Respiratory problems: One hundred respondents, hundred percent (100%) agree on cigarettes and none on marijuana.
- Death: One hundred respondents, hundred percent (100%) agree on cigarettes and none on marijuana.
- Diabetes: Five respondents, eleven percent (11%) agree on marijuana and thirty-nine respondents, eighty-nine (89%) percent on cigarettes.
- Gum disease: One respondent, two (2%) agree on marijuana and forty-six respondents, (98%) percent on cigarettes.

- Arthritis: One respondent, two (2%) agree on marijuana and forty-five respondents, ninety-eight (98%) percent on cigarettes.
- Erectile dysfunction: Five respondents, eleven percent (11%) agree on marijuana and forty-two respondents, eighty-nine (89%) percent on cigarettes.
- Blindness: Four respondents, nine (9%) agree on marijuana and forty-two respondents, ninety-one (91%) on cigarettes.

**Question #14:** If recreational Marijuana became legal in New York State, in what form would you prefer to purchase it?

According to our research, twenty-nine respondents, thirty-six percent (36%) prefer to purchase marijuana in cookies/dessert form. Twenty-eight respondents, thirty-five percent (35%) in marijuana cigarettes form. Nine respondents, eleven percent (11%) in pills/tablets. Seven respondents, nine percent (9%) in tea/coffee form and nine respondents, nine percent (9%) in other forms.

**Question #15:** In an average month, how often do you purchase Marijuana?

Twenty-one of our respondents, forty-five percent (45%) had never purchase marijuana before. While eleven respondents, twenty-three percent (23%) had purchased once a month or less. Two respondents, four percent (4%) purchase once every three weeks. Four respondents, nine percent (9%) made purchases every two weeks. Three respondents, six percent (6%) once a week. One respondent, two percent (2%) every three to four days. One respondent, two percent (2%) every five to six days and four respondents, nine percent (9%) made marijuana purchases every single day.

**Question #16:** When you purchase Marijuana, what quantity do you normally buy?

Based on the survey, ten respondents, twenty percent (20%) of our respondents like to purchase in dimes. Six respondents, twelve percent (12%) in dubs, Eleven respondents, twenty-two percent (22%) in eighths; two respondents, four percent (4%) in quarter ounces. Four respondents, nine percent (9%) in ounces. One respondent, two percent (2%) in half pounds, two respondents, four percent (4%) in pounds and thirteen respondents, twenty-seven percent (27%) in others.

**Question #17:** If Marijuana were to be legalized in New York City, do you think it would increase the crime rate?

According to our respondents, seventeen respondents, thirty-seven percent (37%) think legalization of Marijuana would probably not increase the crime rate. Thirteen respondents, twenty-eight percent (28%) said it definitely would not increase the crime rate, while eleven respondents, twenty-four percent (24%) said it definitely would and five respondents, eleven percent (11%) said it probably would increase.

**Question #18:** Approximately, how many times do you typically smoke Marijuana a day?

It is safe to say a majority of our respondents smoke once a day, approximately twenty-nine respondents, seventy-four percent (74%). Three respondents, eight percent (8%) smoke 2 times a day. Two respondents, five percent (5%) smoke 3 times a day. One respondent, three percent (3%) smoke 4 times a day and four respondents ten percent (10%) smoke 5 or more times a day.

**Question #19:** Do you think that smoking Marijuana is safer than edible Marijuana?

According to our data, eleven respondents, twenty-two percent (22%) and twenty respondents, forty-one percent our respondents think smoking is definitely and probably safer than edible

Marijuana. Eight respondents, seventeen percent (17%) said smoking is definitely not better, ten respondents, twenty percent (20%) said smoking is probably not safer.

**Question #20:** Do you know that Tobacco Companies use genetic engineering to enhance the Nicotine in Tobacco to make it more addictive?

A good amount of people are aware that tobacco companies use genetic engineering to enhance the nicotine in tobacco, twenty-eight respondents, fifty-six percent (56%) definitely know, fifteen respondents thirty percent (30%) said probably yes. While three respondents, six percent (6%) said probably no. Four respondents, eight percent (8%) said definitely no.

**Question #21:** How much would you pay for a package of Marijuana cigarettes (20 per pack)?

The frequency of the amount used to purchase Marijuana was scattered amongst respondents. Five respondents, eleven percent (11%) would rather purchase under \$5.00, three respondents, seven percent (7%) buy within \$5.00 and \$7.99. Thirteen respondents, twenty-nine percent (29%) spend between \$8.00 and \$10.99. Ten respondents, twenty-two percent (22%) purchase within \$11.00 and \$13.99, while five respondents, eleven percent (11%) buy within the range of \$14.00 and \$16.99, yet nine respondents, twenty percent (20%) buy \$17.00 or more worth of Marijuana cigarettes.

**Question #22:** How do you feel about each of the following statements listed below? (Please respond to each statement listed) Marijuana is:

Statements	Strongly Agree	Agree	Disagree	Strongly Disagree
More harmful than Alcohol	10%	13%	35%	42%

More harmful than Cigarettes	6%	2%	40%	52%
A natural pain reliever	45%	47%	8%	0%
A Gateway Drug to Cocaine and Heroin	4%	36%	40%	20%
As harmful as both Alcohol and Cigarettes	0%	12%	44%	44%
Useful for patients with cancer	46%	46%	4%	4%
Useful for patients with Crohn's Disease	49%	37%	14%	0%
Not as addictive as Cigarettes	39%	35%	20%	6%



Useful for patients with Epilepsy	42%	50%	8%	0%
Makes people feel better	49%	45%	6%	0%

**Question #23:** What is your Age?

Twenty-four respondents were between the ages of 16-20, forty-eight percent (48%). Also, twenty-four respondents, forty-eight percent (48%) for between the ages 21-25. Two respondents four percent (4%) ranging from 26-30 years of age.

**Question #24:** What is your highest level of education completed?

A lot of the respondents were in or attended college. Thirty-four respondents, Sixty-eight percent (68%) were in some college, eleven respondents: twenty-two percent (22%) were high school graduates, three respondents: six percent(6%) were college graduates, while two respondents: four percent (4%) were in some high school.

**Question #25:** Where do you currently Reside?

According to our data, twenty-one respondents: forty-four percent (44%) reside in Brooklyn, ten respondents: twenty percent (20%) stay in the Bronx, nine respondents: nineteen percent (19%)

reside in Manhattan, seven respondents: sixteen percent (15%) stay in Queens, and one respondent: two percent (2%) reside in Staten Island.

**Question #26:** What is your present Marital Status?

A lot of the respondents were single. Forty-three respondents, eighty-six percent (86%) of the respondents were single. Four respondents: eight percent (8%) were married, two respondents: four percent (4%) were separated and one respondent: two percent (2%) were divorced.

**Question #27:** What is your Gender?

The genders of our respondents were as such, thirty-two respondents: sixty-four percent (64%) were male and seventeen respondents: thirty-four percent (34%), while one respondent: two percent(2%) were other.

**Question #28:** What is your Ethnicity?

There were multiple races represented in the questionnaire data. Nineteen respondents: Thirty-eight percent(38%) were Hispanic/Latino, fourteen respondents: twenty-eight percent (28%) were African American, eight respondents: sixteen (16%) were Caucasian. While six respondents were Asians, twelve percent (12%), other ethnicities, three respondents were six percent (6%).

**Question #29:** What is your current Employment Status?

The majority of our respondents were either employed part-time or were full-time students. Twenty-four respondents: Thirty-two percent (32%) were full-time students, twenty-three respondents: thirty percent (30%) were employed part-time, sixteen respondents: twenty-one percent (21%) were employed full-time, six respondents: eight percent (8%) were part-time students. While three respondents: four percent (4%) were unemployed, the remaining four respondents: five percent (5%) were self-employed.

**Tables and Figures**

**Table 1**

**What is your Gender? / What is your Ethnicity?**

	asian	%	african american	%	caucasian	%	hispanic/latino	%	total	%
male	5	10%	8	16%	6	12%	8	16%	27	54%
female	3	6%	8	16%	5	10%	7	14%	23	46%
total	8	16%	16	32%	11	22%	15	30%	50	100%

**Question #27:** What is your Gender?

**Question #28:** What is your Ethnicity?

Source: New York City Marijuana Enthusiasts, 2018. “Should Marijuana be legalized?”

**Table 2**

**How much would you pay for a package of Marijuana cigarettes?**

<b>Answer Choices</b>	<b>Number Answering</b>	<b>Percent Total</b>
Under \$5.00	5	11%
\$5.00 - \$7.99	3	7%
\$8.00 - \$10.99	13	29%
\$11.00 - \$13.99	10	22%
\$14.00 - \$16.99	5	11%
\$17.00 or more	9	20%
Total	45	100%

**Mean - \$11.99**

**Question #21:** How much would you pay for a package of Marijuana cigarettes (20 per pack)?

Source: New York City Marijuana Enthusiasts, 2018. "Should Marijuana be legalized?"

**Table 3**

**What is your Age?**

Age	Frequency	Percentage
16-20	24	48%
21-25	24	48%
26-30	2	4%
31-35	0	0%
36-40	0	0%
41-45	0	0%
46-50	0	0%
51+	0	0%
total	50	100%

LCL-21

C-5

CF-24

Fmedian- 24

N-25

$$21 + 5(25 - 24) / 24$$

$$\text{median} = 21.2 = 21$$

**Question #23:** What is your Age?

Source: New York City Marijuana Enthusiasts, 2018. "Should Marijuana be legalized?"

**Table 4**

**What is your highest level of education completed?**

level of Education	frequency	percentage
some high school	2	4%
high school graduate	11	11%
some college	34	68%
college graduate	3	6%
some graduate school	0	0%
completed graduate school	0	0%
total	50	100%

**Question #24:** What is your highest level of education completed?

Source: New York City Marijuana Enthusiasts, 2018. "Should Marijuana be legalized?"

**Table 5**

How do you feel about each of the following statements listed below?

how do you feel about marijuana	strongly agree	%	agree	%	disagree	%	strongly disagree	%	total	%
Asian	3	6%	3	6%	1	2%	1	2%	8	16%
African American	10	20%	4	8%	0	0%	2	4%	16	32%
Caucasian	4	8%	3	6%	3	6%	1	2%	11	22%
hispanic latino	6	12%	7	14%	0	0%	1	2%	15	30%
other	0	0%	0	0%	0	0%	0	0%	0	0%
total	23	46%	17	34%	4	8%	5	10%	50	100%

**Question #22:** How do you feel about each of the following statements listed below?

Source: New York City Marijuana Enthusiasts, 2018. “Should Marijuana be legalized

**Table 6**

**What is your present Marital Status?**

age	single	%	married	%	separated	%	divorced	%	widowed	%	total	%
under 16	<u>0</u>	<u>0%</u>	<u>0</u>	<u>0%</u>	<u>0</u>	<u>0%</u>	<u>0</u>	<u>0%</u>	<u>0</u>	<u>0%</u>	<u>0</u>	0%
16-20	<u>24</u>	<u>48%</u>	<u>0</u>	<u>0%</u>	<u>0</u>	<u>0%</u>	<u>0</u>	<u>0%</u>	<u>0</u>	<u>0%</u>	<u>24</u>	48%
21-25	<u>18</u>	<u>36%</u>	<u>6</u>	<u>12</u>	<u>0</u>	<u>0%</u>	<u>0</u>	<u>0%</u>	<u>0</u>	<u>0%</u>	<u>24</u>	48%
				<u>%</u>								
26-30	<u>2</u>	<u>4%</u>	<u>0</u>	<u>0%</u>	<u>0</u>	<u>0%</u>	<u>0</u>	<u>0%</u>	<u>0</u>	<u>0%</u>	<u>0</u>	4%
31-35	<u>0</u>	<u>0%</u>	<u>0</u>	<u>0%</u>	<u>0</u>	<u>0%</u>	<u>0</u>	<u>0%</u>	<u>0</u>	<u>0%</u>	<u>0</u>	0%
36-40	<u>0</u>	<u>0%</u>	<u>0</u>	<u>0%</u>	<u>0</u>	<u>0%</u>	<u>0</u>	<u>0%</u>	<u>0</u>	<u>0%</u>	<u>0</u>	0%
41-45	<u>0</u>	<u>0%</u>	<u>0</u>	<u>0%</u>	<u>0</u>	<u>0%</u>	<u>0</u>	<u>0%</u>	<u>0</u>	<u>0%</u>	<u>0</u>	0%
46-50	<u>0</u>	<u>0%</u>	<u>0</u>	<u>0%</u>	<u>0</u>	<u>0%</u>	<u>0</u>	<u>0%</u>	<u>0</u>	<u>0%</u>	<u>0</u>	0%
51+	<u>0</u>	<u>0%</u>	<u>0</u>	<u>0%</u>	<u>0</u>	<u>0%</u>	<u>0</u>	<u>0%</u>	<u>0</u>	<u>0%</u>	<u>0</u>	0%
total	43	86%	6	12%	0	0%	0	0%	0	0%	50	100%



**Question #26:** What is your present Marital Status?

Source: New York City Marijuana Enthusiasts, 2018. "Should Marijuana be legalized?"

**Table 7**

**Where do you currently Reside?**

	frequency	percentage
Brooklyn	22	44%
Manhattan	9	18%
Queens	8	16%
Bronx	10	20%
Staten Island	1	2%
Long Island	0	0%
total	50	100%

**Question #25:** Where do you currently Reside?

Source: New York City Marijuana Enthusiasts, 2018. "Should Marijuana be legalized"

**Table 8**

**“How many times do you typically smoke Marijuana in one day”**

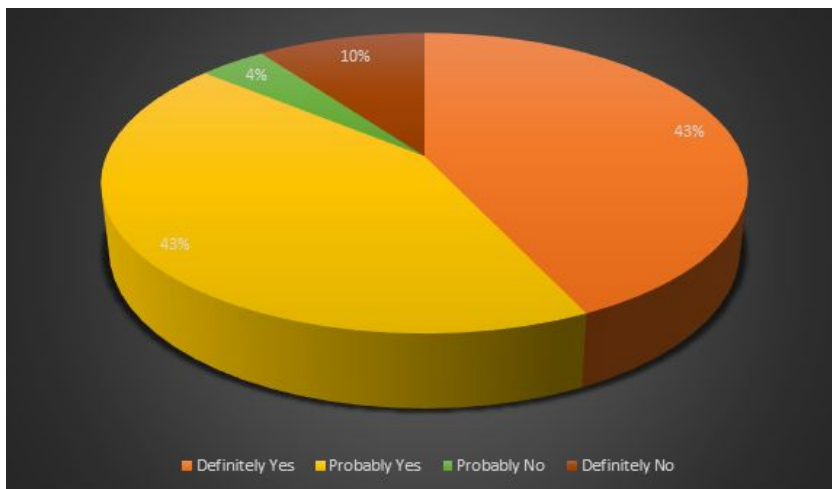
amount	percentage
once a day	74%
two times a day	8%
three times a day	5%
four times a day	3%
five or more	10%

**Question #18:** Approximately, how many times do you typically smoke Marijuana a day?

Source: New York City Marijuana Enthusiasts, 2018. “Should Marijuana be legalized?”

**Figure 1**

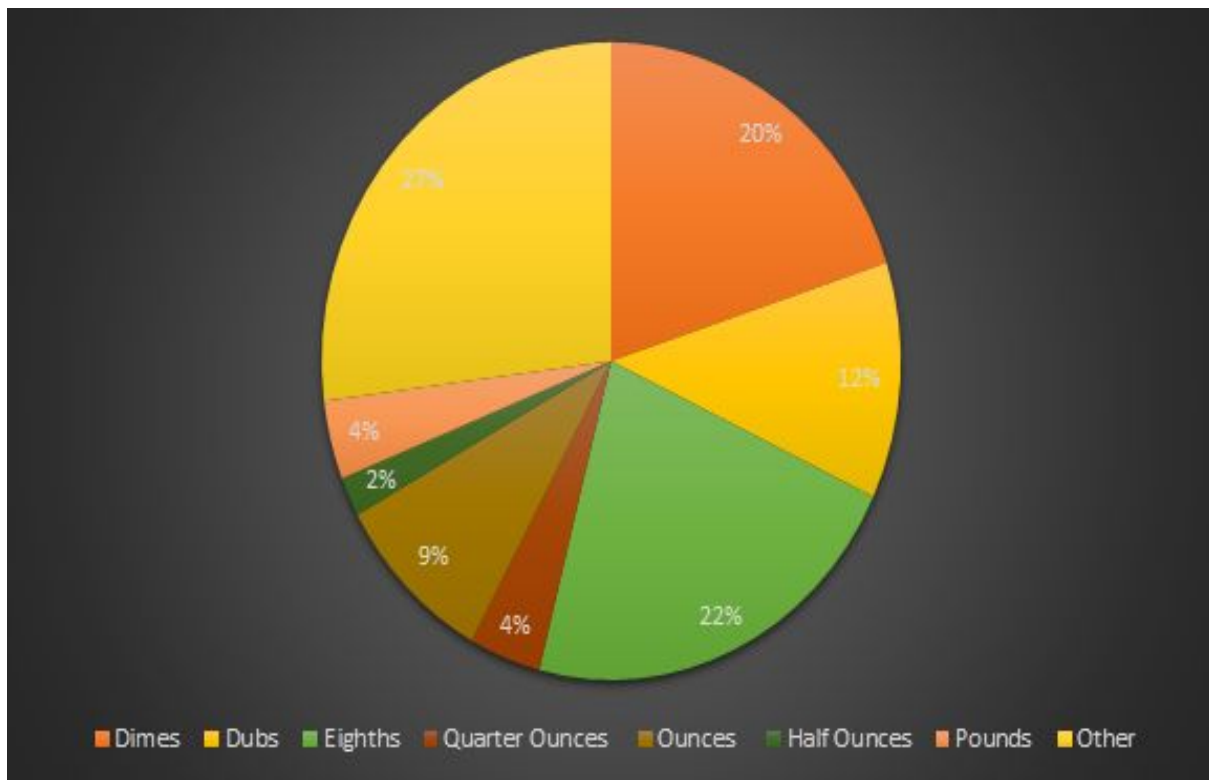
**Will Marijuana be Legalized the the Near Future?**



**Question #2:** Do you think that the use of Marijuana should be legalized in New York?Source: New York City Marijuana Enthusiasts, 2018. "Should Marijuana be legalized?"

**Figure 2**

**What Quantity do you purchase Marijuana in?**

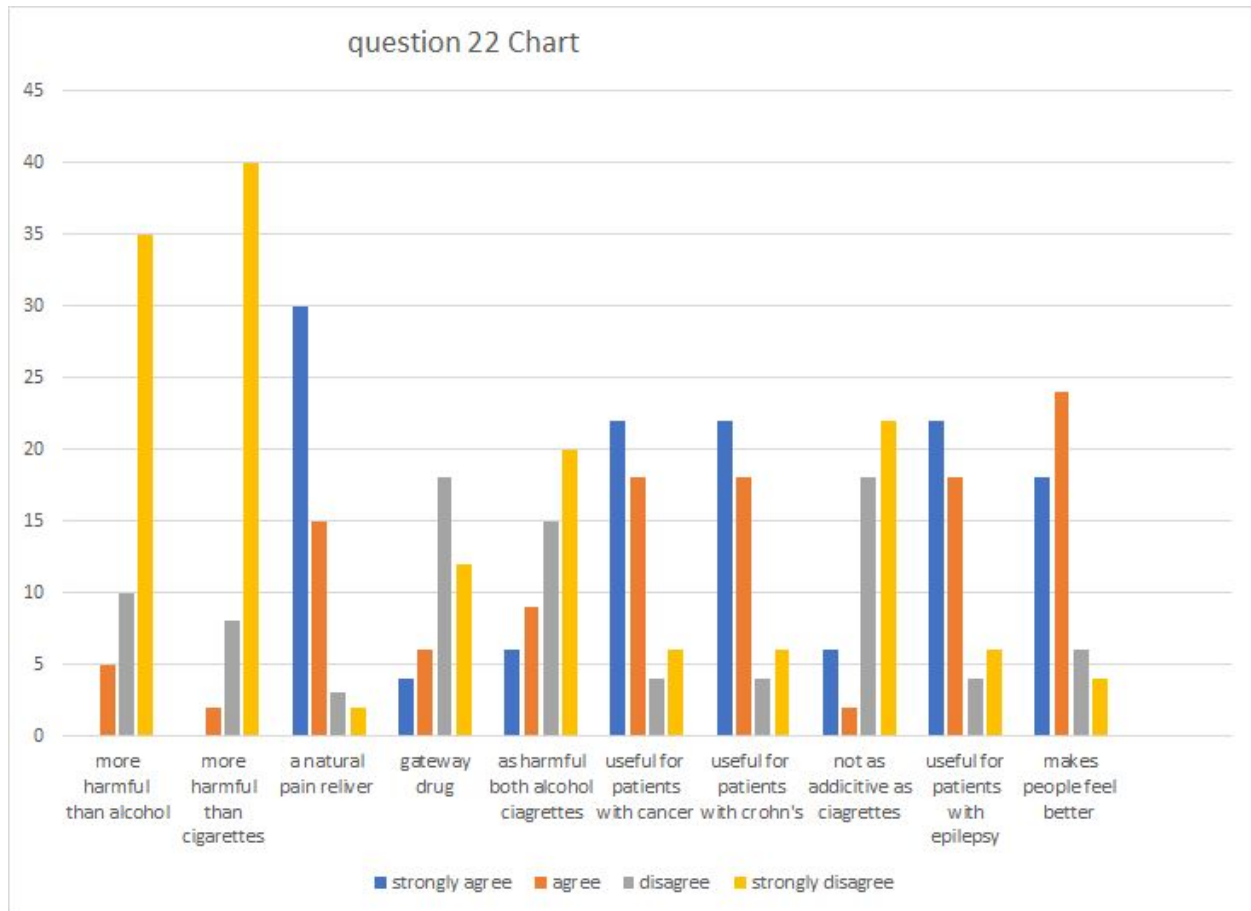


**Question #16:** When you purchase Marijuana, what quantity do you normally buy?

Source: New York City Marijuana Enthusiasts, 2018. "Should Marijuana be legalized?"

**Figure 3**

**How do you feel about each of the following statements listed below?**

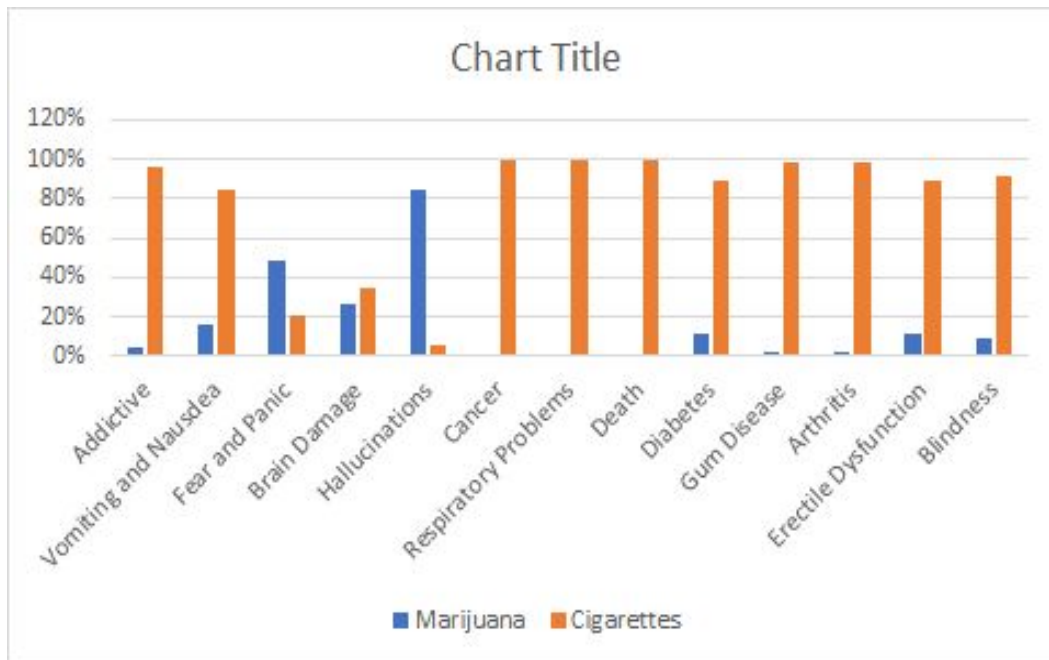


**Question #22:** How do you feel about each of the following statements listed below?

Source: New York City Marijuana Enthusiasts, 2018. "Should Marijuana be legalized?"

**Figure 4**

**which one has more effect when used (or overused) by an individual?**



**Question #13:** In your opinion, between Marijuana and Cigarettes, which one has more effect when used (or overused) by an individual?

Source: New York City Marijuana Enthusiasts, 2018. "Should Marijuana be legalized?"

**Figure 5**

**Where do you currently Reside?**



**Question #25:** Where do you currently Reside?

Source: New York City Marijuana Enthusiasts, 2018. "Should Marijuana be legalized?"

## **Conclusions**

The New York City Marijuana Enthusiasts have studied and analyzed the data that was given to us by our respondents and with this, we concluded that only one of our hypothesis was correct. In our study, we found out that many more people in New York City see marijuana as something that can help our state in the fields of business and medicine, rather than a health hazard.

By the end of the project, our group learned a lot about marijuana that some of us didn't know.

We learned that right now, the marijuana industry is a billion dollar industry, and by 2025 is projected to bring in over twenty-five billion dollars in tax revenue. We also learned an important thing which is how popular marijuana is in New York City, and it was a surprise to us that so many people would vote for it to be legalized. It was surprising to find out how many non-users would consider trying marijuana when it's legal. Now that New Jersey is legalizing marijuana and opening their first dispensary this year, marijuana can soon be legal in New York.

## Questionnaire

For the following questions, Please select only one answer unless otherwise instructed.

1. Do you agree or disagree with the use of Marijuana?

Strongly Agree

Agree

Disagree

Strongly Disagree

2. Do you think that the use of Marijuana should be legalized in New York?

Definitely Yes

Probably Yes

Probably No

Definitely No

3. For what reasons do you think Marijuana should be Legalized? (Please choose all that apply)

Medical

Recreational

Other (Please Specify) \_\_\_\_\_

4. If a Dispensary were to open in New York, would you be more Likely or Unlikely to smoke Marijuana?

Very Likely

Likely

Somewhat Likely



Not Likely at all

5. Do you believe that the legalization of Marijuana could help business and our economy?

Definitely Yes

Probably Yes

Probably No

Definitely No

6. In your opinion, how do you feel about each of the following effects of Marijuana?

(Please respond to each effect listed below)

Effects	Strongly Agree	Agree	Disagree	Strongly Disagree
It makes you angry and argumentative				
It causes people to be paranoid				
It makes you mellow and relaxed				
It makes you sleepy				

It causes you to laugh about nothing				
It makes time go slower				
It makes you want to fight				
It causes hunger and thirst				
It alters your personality				
It makes you think slower				

7. Do you think Marijuana would make a positive or negative impact on society after it has been legalized? (Please choose only one)

Very Positive

Mostly Positive

Somewhat Positive

Not Positive At All

8. If Marijuana were to be legalized, do you think the number of people who use Marijuana will ( Please choose only one)

Increase

Decrease

Stay the same

9. If the use of Marijuana were to be legalized in New York City, should there be an age restriction for medical purposes?

Definitely Yes

Probably Yes

Probably No

Definitely No

10. If so, what should be the legal age?

Under 18

18

19n

20

21

If Older (Please Specify) \_\_\_\_\_

11. If you are a user of Marijuana, would you be interested in shopping at a dispensary in New York City?

Very Interested

Mostly Interested

Somewhat Interested

Not at all Interested

12. Do you think that the legalization of Marijuana in New York City would have a negative impact on kids?

Definitely Yes

Probably Yes

Probably No

Definitely No

13. In your opinion, between Marijuana and Cigarettes, which one has more effect when used (or overused) by an individual? (Please choose either Marijuana or Cigarettes, not both for each Aspect listed below)

Aspects	Marijuana	Cigarettes
Addictive		
Vomiting and Nausea		
Fear and Panic		
Brain Damage		
Hallucinations		

Cancer		
Respiratory Problems		
Death		
Diabetes		
Gum Disease		
Arthritis		
Erectile Dysfunction		
Blindness		

If recreational Marijuana became legal in New York State, in what form would you prefer to purchase it? (Please choose all that apply)

Cookies / Dessert

Marijuana Cigarettes

Pills / Tablets

Tea / Coffee

Other (Please Specify) \_\_\_\_\_

14. In an average month, how often do you purchase Marijuana?

Everyday

- 5 to 6 days a week
- 3 to 4 days a week
- 1 to 2 days a week
- Once a week
- Once every two weeks
- Once every three weeks
- Once a month or less
- Never

15. When you purchase Marijuana, what quantity do you normally buy? (Please choose only one)

- Dimes
- Dubs
- Eighths
- Quarter Ounces
- Half Ounces
- Ounces
- Half Pounds
- Pounds
- Other (Please Specify) \_\_\_\_\_

16. If Marijuana were to be legalized in New York City, do you think it would increase the crime rate?

Definitely Yes

Probably Yes

Definitely No

Probably No

17. Approximately, how many times do you typically smoke Marijuana a day?

Once a day

Two times a day

Three times a day

Four times a day

Five or more times a day

18. Do you think that smoking Marijuana is safer than edible Marijuana?

Definitely Yes

Probably Yes

Definitely No

Probably No

19. Do you know that Tobacco Companies use genetic engineering to enhance the Nicotine in Tobacco to make it more addictive?

Definitely Yes

Probably Yes

Probably No

Definitely No

20. How much would you pay for a package of Marijuana cigarettes (20 per pack)?

Under \$5.00

\$5.00 - \$7.99

\$8.00 - \$10.99

\$11.00 - \$13.99

\$14.00 - \$16.99

\$17.00 or more

21. How do you feel about each of the following statements listed below? (Please respond to each statement listed ) Marijuana is:

Statements	Strongly agree	Agree	Disagree	Strongly Disagree
More harmful than Alcohol				
More harmful than Cigarettes				
A natural pain reliever				
A Gateway Drug to Cocaine and Heroin				
As harmful as both Alcohol and				



Cigarettes				
Useful for patients with cancer				
Useful for patients with Crohn's Disease				
Not as addictive as Cigarettes				
Useful for patients with Epilepsy				
Makes people feel better				

The following personal questions are for statistical purposes only. Your answers to these questions will be kept completely confidential.

22. What is your Age?

Under 16

16-20

21-25

26-30

31-35

36-40

41-45

46-50

51 and Older

23. What is your highest level of education completed?

Some High School

High School Graduate

Some College

College Graduate

Some Graduate School

Completed Graduate School

24. Where do you currently Reside?

Brooklyn

Manhattan

Queens

Bronx

Staten Island

Long Island

Other (Please Specify) \_\_\_\_\_

25. What is your present Marital Status?

Single

Married

Separated

Divorced

Widowed

26. What is your Gender?

Female

Male

Other (Please Specify) \_\_\_\_\_

27. What is your Ethnicity? (Please choose only one)

Asian

African American

Caucasian

Hispanic / Latino

Other (Please Specify) \_\_\_\_\_

27. What is your current Employment Status? (Please choose all that apply)

Employed full time

Employed part-time

Full-time Student

Part-time Student

Unemployed

Self-Employed

Retired

Please feel free to use the space provided below for any additional comments about this exciting topic.

---

---

---

---

---

---

You have just completed a very important survey. Your cooperation has been greatly appreciated and all information supplied will be held in the strictest of confidence.

**THANK YOU.**