

PROJECT:

ELI & EDYTHE BROAD ART MUSEUM

LOCATION:

EAST LANSING, MICHIGAN, USA

ARCHITECTS:

ZAHA HADID ARCHITECTS

CLIENT:

MICHIGAN STATE UNIVERSITY

PROJECT TEAM:

MICHAEL HARGENS
EDGAR PAYAN PACHECO
SOPHIA RAZZAQUE
ARTURO REVILLA
CHARLES WALKER

STRUCTURAL CONSULT.:

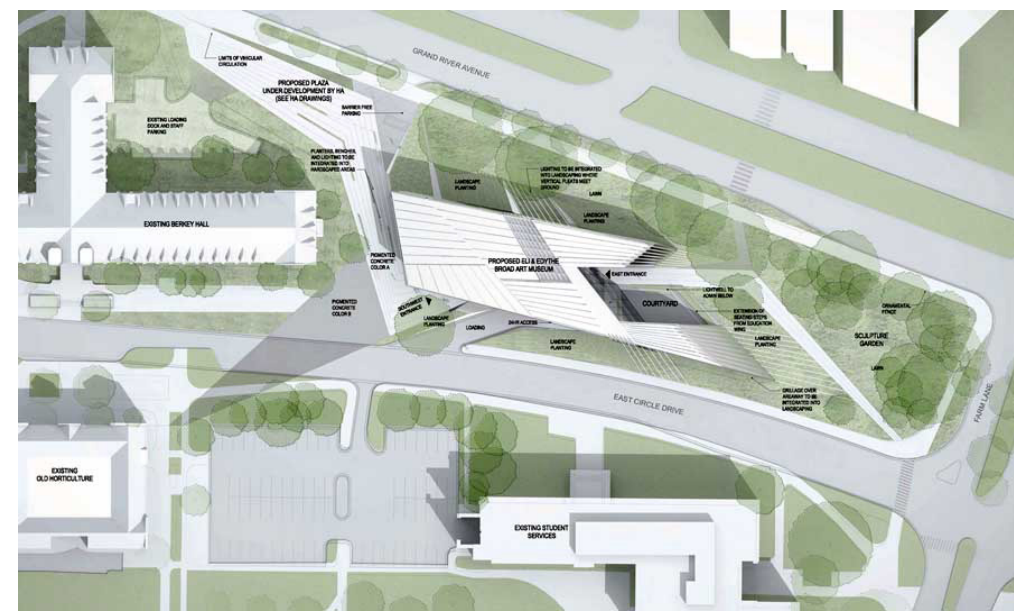
ADAMS KARA TAYLOR, LONDON,
UK. SDI, MICHIGAN, USA

FABRICATION:

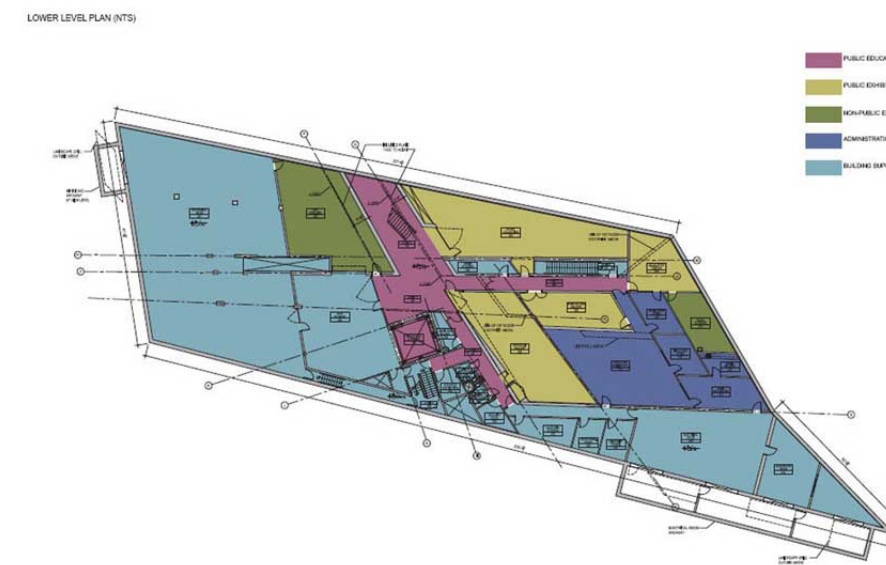
A. ZAHNER COMPANY



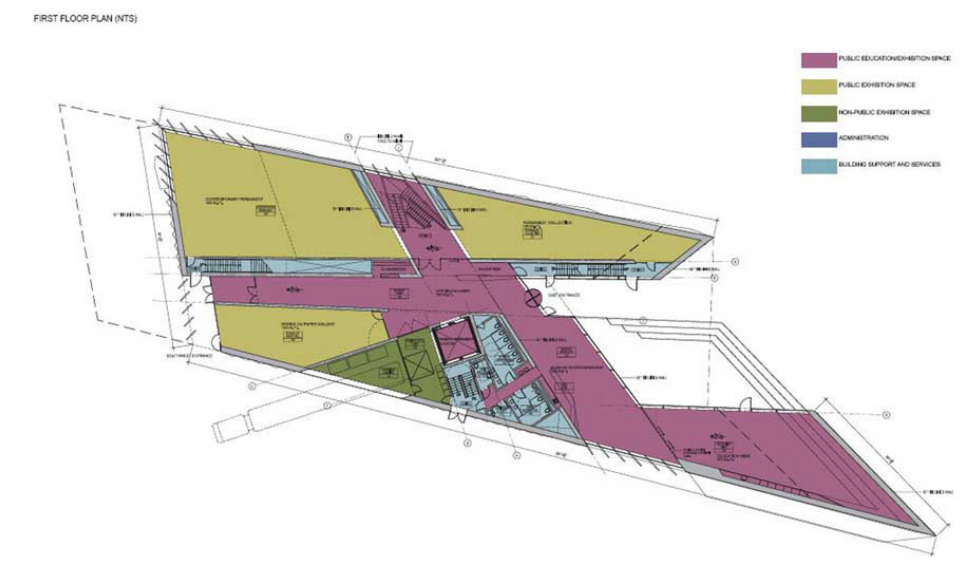
SITE PLAN



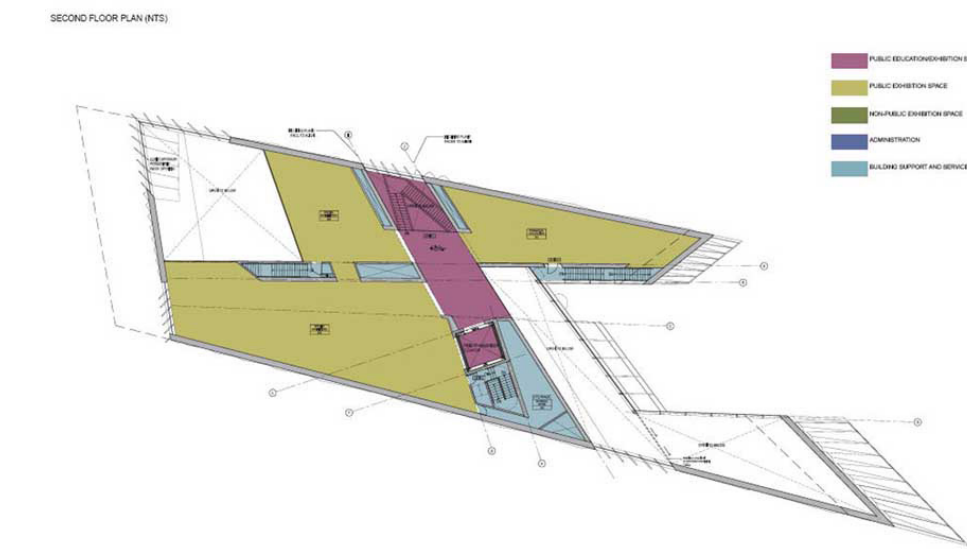
LOWER FLOOR PLAN



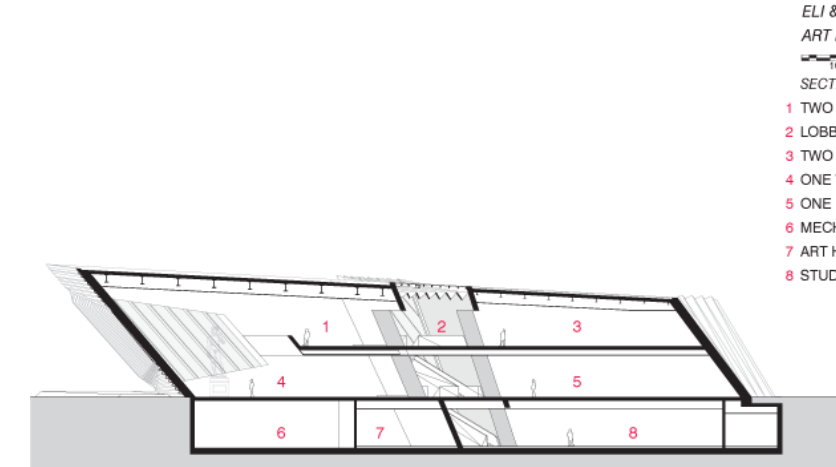
FIRST FLOOR PLAN



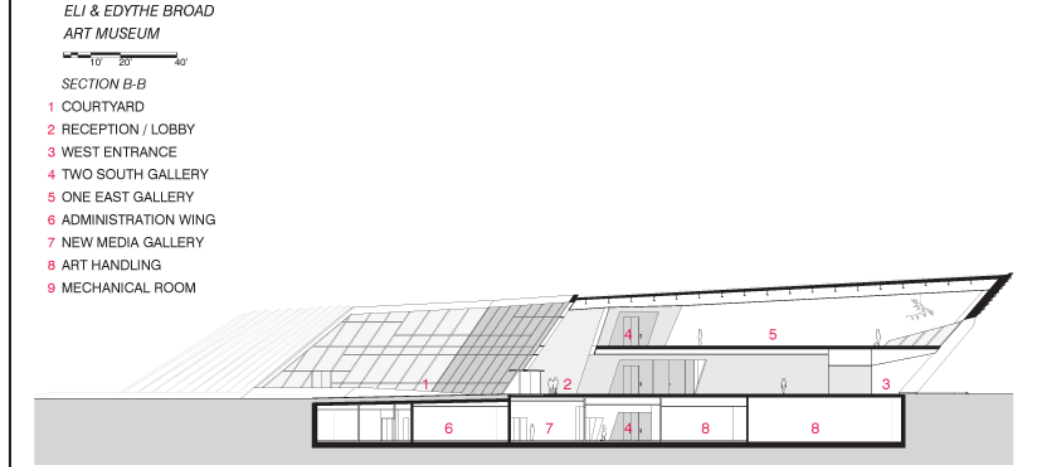
SECOND FLOOR PLAN




SECTION A




SECTION B



NORTH ELEVATION




EAST ELEVATION




RENDERING



SOUTH ELEVATION



WEST ELEVATION



PROJECT:

ELI & EDYTHE BROAD ART MUSEUM

ORGANIZATIONAL PRINCIPLES:

“DETAILED INVESTIGATIONS AND RESEARCH INTO THE LANDSCAPE, TOPOGRAPHY AND CIRCULATION OF THE SITE, ENABLED US TO ASCERTAIN AND UNDERSTAND THESE CRITICAL LINES OF CONNECTION. BY USING THESE LINES TO INFORM THE DESIGN, THE MUSEUM IS TRULY EMBEDDED WITHIN ITS UNIQUE CONTEXT OF MICHIGAN STATE UNIVERSITY, MAINTAINING THE STRONGEST RELATIONSHIP WITH ITS SURROUNDINGS.”






ZAHA HADID ARCHITECTS

FACADE PRINCIPLE:


“THE OUTER SKIN MADE OF EXPRESSIVELY FOLDED STAINLESS STEEL ELEMENTS, FORMULATES A STRIKING CONTRAST TO THE NEIGHBOURING NEO-GOTHIC TRADITIONAL RED BRICK UNIVERSITY BUILDINGS. THE VARIED DIRECTIONAL FOLDS AND PLEATS OF THIS WEATHER PROTECTION LAYER, REFLECT THE CIRCULATORY CHANGES IN DIRECTION AND ORIENTATION OF THE SURROUNDING LANDSCAPE. THEY GIVE THE BUILDING A CONSTANTLY CHANGING APPEARANCE AROUSING CURIOSITY, YET NEVER REALLY REVEALING ITS CONTENT.”

DETAIL DAS ARCHITECTURPORTAL

STUDY MODELS



PATHS STUDY MODEL



THE STUDY MODELS DISPLAY THE THREE-DIMENSIONAL FOLDING. FINALLY USED IN ORDER TO PORTRAY THE PATHS AND CONNECTION LINES OF THE PROJECT.

PROJECT:

ELI & EDYTHE BROAD ART MUSEUM

FACADE SYSTEM:

“THE RAINSCREEN CONSISTS OF STAINLESSSTEEL CLADDING ON AN ALUMINUM GIRT SYSTEM ANCHORED TO A PLYWOOD SUBSTRATE. BECAUSE THE SECTIONS OVERLAP, THEY HAD TO BE INSTALLED IN A STRICT ORDER. THE BUILDING OPENS TO A TRANQUIL COURTYARD.”


ARCHITECTURAL RECORD

FACADE FABRICATION:

“TEAM MEMBERS ENGAGED IN MOCK-UPS, FROM WHICH THEY CONCLUDED THAT THE MACHINING PROCESSES EMPLOYED BY ZAHNER WERE BETTER SUITED FOR SQUARE SHAPES THAN ANGLED ONES. AS A RESULT, ZAHNER CREATED A 20-FT-LONG, 10-FT-WIDE CUSTOM MILL TO EFFECT THE V-SHAPED CUTS REQUIRED TO FOLD METAL PLEATS INTO CRISP ANGLES. ALL TOLD, “85% OF THE STEEL WAS PREFABRICATED OFF SITE ON THE BASIS OF CONSTRUCTION DOCUMENTS”

HATTER

MOCKUP




ALUMINUM GRID




CONSTRUCTION



PIPE UNDERSTRUCTURE



PIPE CONNECTION



FINISHED PROJECT



MACIEJ STELMACH
ARCH 3690