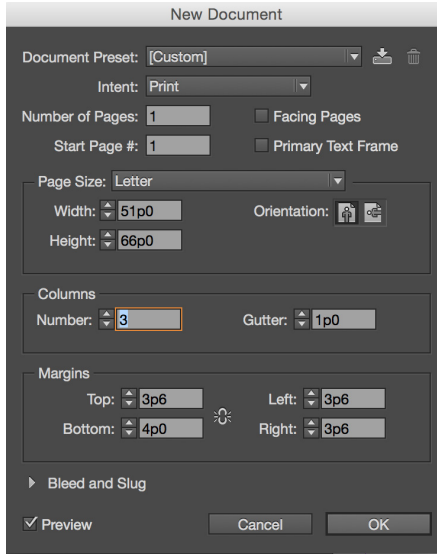


Grid: Guides, Columns, Gutters (Vertical and Horizontal) Rows, Modules





Class WORK

Create a 8.5 x 11 inch document / portrait  
 NO facing pages  
 3 columns / Gutter 1p  
 Margins: top, left, right: 3p6 / Bottom 4p



Go to LAYOUT > CREATE GUIDES

Add 7 rows (no columns, since we already have these)  
 Options select MARGIN



Add 2 pages, so that you have a total of 3 pages

We are now going to test our grid with an actual heading, art and text

Use the following

Heading: 2020-2021

Body copy Text: Use placeholder (Go to Text Fill in with Placeholder text)

Art: Use cobblestone picture by M. Giuliani

- Page 1: use 2 columns to place text / 6 modules to place picture, 2 columns to place heading
- Page 2: use 1 columns to place text / 4 modules to place picture, 2 columns to place heading
- Page 3: use 3 columns to place text / 1 column to place picture, 2 columns to place heading

Once completed: TAKE screen shots of your pages with the guides on.

Please name each screenshot: yourname\_page1, yourname\_page2, yourname\_page3