

PROJECT 3: Pet Peeve Project

- **One InDesign Packaged Folder that will include:**

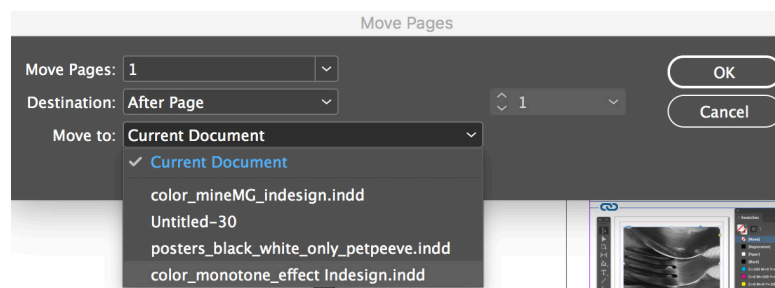
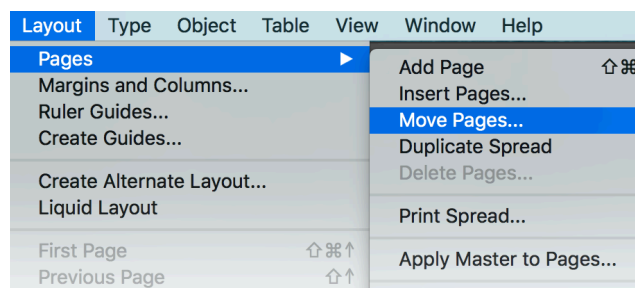
- One 4-page Indesign Document (3 posters and one social media page)
- PDF file with 4 pages
- IDML File with 4 pages
- Links and Fonts

Please save folder the following way: Lastname_name_project3

- **One Animated GIF- To be placed in class drive or as indiceted by instructor**

How to Move Pages between documents INDESIGN

Open the documents that you want to merge.



Go to the one that you are going to move, then GO TO LAYOUT> PAGES> MOVE PAGES

MOVE PAGES WINDOW

Move PAGES (which pages)

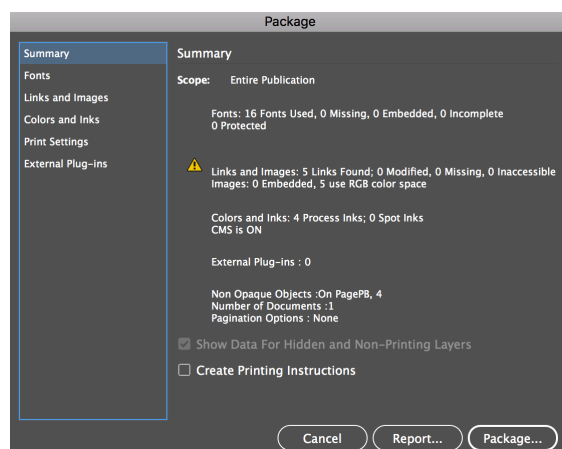
Destination (at start of document, at end or after a specific page)

MOVE to: Select the document where you want pages to move to

There is another way to do this by dragging between windows
<https://helpx.adobe.com/indesign/using/pages-spreads-1.html>

PACKAGE once all pages are in one document and document is saved

-Go to FILE> PACKAGE. You will see a summary. Pay attention to alerts (fonts/images)



Make sure file name is here and these are checked

