



# New York City College of Technology

## Student Evaluation of Teaching Summary

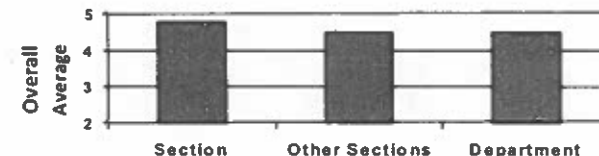
SCHOOL: School of Art and Science

DEPARTMENT: English

Spring 2021

INSTRUCTOR: Carrie Hall  
SECTION: O428 LEC  
ENROLLMENT: 23  
RESPONSE RATE: 30% (7)

EMPID: 23850375  
COURSE: ENG1121  
SECTIONS: 77



QUESTIONS	DISTRIBUTION OF RESPONSES					SECTION*			OTHER SECTIONS*			DEPARTMENT*		
	Strongly Agree	Agree	Not Sure or Neutral	Disagree	Strongly Disagree	AVG	SD	N	AVG	SD	N	AVG	SD	N
1. The instructor communicated in a way I understood.	71% (5)	29% (2)				4.71	0.488	7	4.53	0.773	604	4.50	0.843	1,189
2. The instructor held my interest and attention in class.	71% (5)	29% (2)				4.71	0.488	7	4.33	0.889	604	4.31	0.958	1,189
3. The instructor took the time to explain the material when students did not understand it.	71% (5)	29% (2)				4.71	0.488	7	4.55	0.697	604	4.53	0.778	1,189
4. Students were encouraged to ask questions and were given meaningful answers.	71% (5)	29% (2)				4.71	0.488	7	4.55	0.709	604	4.52	0.779	1,189
5. Students were encouraged to express their own ideas and/or participate in class activities.	71% (5)	29% (2)				4.71	0.488	7	4.58	0.700	604	4.57	0.738	1,189
6. The instructor treated students with courtesy and respect.	86% (6)	14% (1)				4.86	0.378	7	4.63	0.686	604	4.60	0.735	1,189
7. The instructor was available to students for discussions or conferences.	71% (5)	29% (2)				4.71	0.488	7	4.52	0.738	604	4.52	0.760	1,189
8. The instructor generally met the class on time and held class to the end of the period.	86% (6)	14% (1)				4.86	0.378	7	4.58	0.659	604	4.61	0.655	1,189
9. The instructor spoke clearly and could be heard in class.	86% (6)	14% (1)				4.86	0.378	7	4.59	0.697	604	4.61	0.702	1,189
10. The grading system for the course was clearly explained.	86% (6)	14% (1)				4.86	0.378	7	4.50	0.746	603	4.49	0.802	1,188
11. Overall the instructor's teaching was effective.	71% (5)	29% (2)				4.71	0.488	7	4.43	0.847	603	4.41	0.909	1,188
<b>OVERALL</b>						<b>4.77</b>	<b>0.448</b>	<b>7</b>	<b>4.53</b>	<b>0.740</b>	<b>604</b>	<b>4.52</b>	<b>0.787</b>	<b>1,189</b>

\*AVG: Average; SD: Standard Deviation; N: Number of respondents

**A. The reason(s) I am enrolled in this course is (are):**

It is required.	100% (7)
It fit into my schedule.	29% (2)
Teacher's excellent reputation.	14% (1)
It is an elective.	29% (2)
Subject was of interest.	43% (3)
Thought I could get a good grade.	29% (2)

**B. Grade I expect in this course:**

A	71% (5)
B	29% (2)
C	
D	
F	
S	
R	

**C. College level credits I earned before the beginning of this semester:**

0-15	50% (3)
16-30	50% (3)
31-45	
More than 45	

Note: 1. A 5-point scale is used for scores; the higher the score, the better the rating.  
2. Other Sections Mean: The mean for all of the scores for the other sections, excluding yours.  
3. Department Mean: The mean for all of the sections of all courses in the department.

4. Enrollment numbers used are accurate as of the term census date.



# New York City College of Technology

## Student Evaluation of Teaching Summary

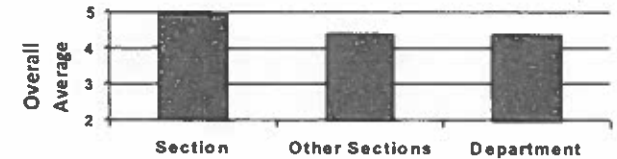
SCHOOL: School of Arts and Sciences

DEPARTMENT: English

Fall 2020

INSTRUCTOR: Carrie Hall  
 SECTION: LCO4 LEC  
 ENROLLMENT: 15  
 RESPONSE RATE: 20% (3)

EMPID: 23850375  
 COURSE: ENG1101  
 SECTIONS: 77



QUESTIONS	DISTRIBUTION OF RESPONSES					SECTION*			OTHER SECTIONS*			DEPARTMENT*		
	Strongly Agree	Agree	Not Sure or Neutral	Disagree	Strongly Disagree	AVG	SD	N	AVG	SD	N	AVG	SD	N
1. The instructor communicated in a way I understood.	100% (3)					5.00	0.000	3	4.41	0.954	699	4.42	0.938	1,147
2. The instructor held my interest and attention in class.	67% (2)	33% (1)				4.67	0.577	3	4.23	1.006	699	4.25	0.997	1,147
3. The instructor took the time to explain the material when students did not understand it.	100% (3)					5.00	0.000	3	4.46	0.871	699	4.46	0.887	1,147
4. Students were encouraged to ask questions and were given meaningful answers.	100% (3)					5.00	0.000	3	4.45	0.835	699	4.47	0.826	1,146
5. Students were encouraged to express their own ideas and/or participate in class activities.	100% (3)					5.00	0.000	3	4.52	0.773	699	4.51	0.777	1,147
6. The instructor treated students with courtesy and respect.	100% (3)					5.00	0.000	3	4.57	0.768	699	4.57	0.774	1,147
7. The instructor was available to students for discussions or conferences.	100% (3)					5.00	0.000	3	4.49	0.805	699	4.48	0.834	1,147
8. The instructor generally met the class on time and held class to the end of the period.	100% (3)					5.00	0.000	3	4.48	0.845	699	4.48	0.848	1,147
9. The instructor spoke clearly and could be heard in class.	100% (3)					5.00	0.000	3	4.49	0.854	699	4.48	0.877	1,147
10. The grading system for the course was clearly explained.	100% (3)					5.00	0.000	3	4.45	0.859	699	4.43	0.880	1,147
11. Overall the instructor's teaching was effective.	100% (3)					5.00	0.000	3	4.34	0.966	699	4.34	0.969	1,147
<b>OVERALL</b>						<b>4.97</b>	<b>0.052</b>	<b>3</b>	<b>4.44</b>	<b>0.867</b>	<b>699</b>	<b>4.44</b>	<b>0.873</b>	<b>1,147</b>

\*AVG: Average, SD: Standard Deviation; N: Number of respondents

**A. The reason(s) I am enrolled in this course is (are):**

- It is required. 100% (3)
- It fit into my schedule.
- Teacher's excellent reputation.
- It is an elective.
- Subject was of interest.
- Thought I could get a good grade.

**B. Grade I expect in this course:**

- A 100% (3)
- B
- C
- D
- F
- S
- R

**C. College level credits I earned before the beginning of this semester:**

- 0-15 67% (2)
- 16-30 33% (1)
- 31-45
- More than 45

Note: 1. A 5-point scale is used for scores; the higher the score, the better the rating.

2. Other Sections Mean: The mean for all of the scores for the other sections, excluding yours.

3. Department Mean: The mean for all of the sections of all courses in the department.

4. Enrollment numbers used are accurate as of the term census date.



# New York City College of Technology

## Student Evaluation of Teaching Summary

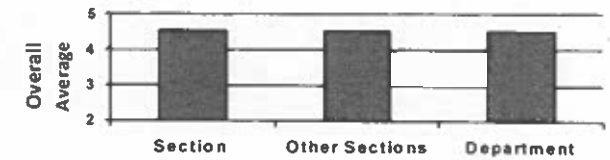
SCHOOL: Arts & Sciences

DEPARTMENT: English

Spring 2019

INSTRUCTOR: Carrie Hall  
SECTION: D355 LEC  
ENROLLMENT: 24  
RESPONSE RATE: 58% (14)

EMPID: 23850375  
COURSE: ENG1101  
SECTIONS: 45



QUESTIONS	DISTRIBUTION OF RESPONSES					SECTION*			OTHER SECTIONS*			DEPARTMENT*		
	Strongly Agree	Agree	Not Sure or Neutral	Disagree	Strongly Disagree	AVG	SD	N	AVG	SD	N	AVG	SD	N
1. The instructor communicated in a way I understood.	64% (9)	29% (4)		7% (1)		4.50	0.855	14	4.63	0.659	531	4.56	0.778	2,622
2. The instructor held my interest and attention in class.	43% (6)	36% (5)	21% (3)			4.21	0.802	14	4.43	0.820	532	4.38	0.942	2,627
3. The instructor took the time to explain the material when students did not understand it.	71% (10)	29% (4)				4.71	0.469	14	4.62	0.668	535	4.58	0.768	2,632
4. Students were encouraged to ask questions and were given meaningful answers.	71% (10)	29% (4)				4.71	0.469	14	4.54	0.731	533	4.55	0.790	2,631
5. Students were encouraged to express their own ideas and/or participate in class activities.	64% (9)	29% (4)	7% (1)			4.57	0.646	14	4.63	0.675	534	4.60	0.745	2,630
6. The instructor treated students with courtesy and respect.	64% (9)	36% (5)				4.64	0.497	14	4.65	0.603	533	4.62	0.760	2,626
7. The instructor was available to students for discussions or conferences.	79% (11)	21% (3)				4.79	0.426	14	4.54	0.702	534	4.55	0.761	2,629
8. The instructor generally met the class on time and held class to the end of the period.	79% (11)	21% (3)				4.79	0.426	14	4.64	0.618	535	4.63	0.718	2,628
9. The instructor spoke clearly and could be heard in class.	71% (10)	29% (4)				4.71	0.469	14	4.65	0.665	533	4.64	0.717	2,627
10. The grading system for the course was clearly explained.	50% (7)	43% (6)			7% (1)	4.29	1.069	14	4.52	0.806	532	4.53	0.845	2,626
11. Overall the instructor's teaching was effective.	57% (8)	29% (4)	14% (2)			4.43	0.756	14	4.52	0.789	533	4.48	0.914	2,628
<b>OVERALL</b>						<b>4.58</b>	<b>0.626</b>	<b>14</b>	<b>4.58</b>	<b>0.703</b>	<b>535</b>	<b>4.56</b>	<b>0.794</b>	<b>2,632</b>

\*AVG: Average; SD: Standard Deviation; N: Number of respondents

<b>A. The reason(s) I am enrolled in this course is (are):</b>	<b>B. Grade I expect in this course:</b>	<b>C. College level credits I earned before the beginning of this semester:</b>
It is required. 71% (10)	A 40% (4)	0-15 40% (4)
It fit into my schedule.	B 50% (5)	16-30 40% (4)
Teacher's excellent reputation.	C	31-45 10% (1)
It is an elective. 7% (1)	D	More than 45 10% (1)
Subject was of interest.	F 10% (1)	
Thought I could get a good grade.	S	
	R	

- Note: 1. A 5-point scale is used for scores; the higher the score, the better the rating.  
2. Other Sections Mean: The mean for all of the scores for the other sections, excluding yours.  
3. Department Mean: The mean for all of the sections of all courses in the department.



# New York City College of Technology

## Student Evaluation of Teaching Summary

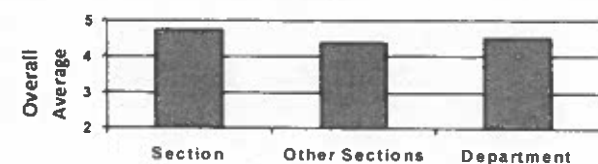
SCHOOL: Arts & Sciences

DEPARTMENT: English

Spring 2019

INSTRUCTOR: Carrie Hall  
SECTION: D494 LEC  
ENROLLMENT: 27  
RESPONSE RATE: 81% (22)

EMPID: 23850375  
COURSE: ENG1121  
SECTIONS: 75



QUESTIONS	DISTRIBUTION OF RESPONSES					SECTION*			OTHER SECTIONS*			DEPARTMENT*		
	Strongly Agree	Agree	Not Sure or Neutral	Disagree	Strongly Disagree	AVG	SD	N	AVG	SD	N	AVG	SD	N
1. The instructor communicated in a way I understood.	77% (17)	23% (5)				4.77	0.429	22	4.42	0.925	1,175	4.56	0.778	2,622
2. The instructor held my interest and attention in class.	68% (15)	23% (5)	9% (2)			4.59	0.666	22	4.20	1.090	1,175	4.38	0.942	2,627
3. The instructor took the time to explain the material when students did not understand it.	86% (19)	14% (3)				4.86	0.351	22	4.46	0.886	1,175	4.58	0.768	2,632
4. Students were encouraged to ask questions and were given meaningful answers.	82% (18)	18% (4)				4.82	0.395	22	4.45	0.899	1,178	4.55	0.790	2,631
5. Students were encouraged to express their own ideas and/or participate in class activities.	82% (18)	18% (4)				4.82	0.395	22	4.50	0.858	1,176	4.60	0.745	2,630
6. The instructor treated students with courtesy and respect.	86% (19)	14% (3)				4.86	0.351	22	4.53	0.901	1,176	4.62	0.760	2,626
7. The instructor was available to students for discussions or conferences.	86% (18)	14% (3)				4.86	0.359	21	4.47	0.870	1,176	4.55	0.761	2,629
8. The instructor generally met the class on time and held class to the end of the period.	86% (19)	14% (3)				4.86	0.351	22	4.54	0.841	1,174	4.63	0.718	2,628
9. The instructor spoke clearly and could be heard in class.	86% (19)	14% (3)				4.86	0.351	22	4.55	0.837	1,176	4.64	0.717	2,627
10. The grading system for the course was clearly explained.	73% (16)	27% (6)				4.73	0.456	22	4.41	0.960	1,174	4.53	0.845	2,626
11. Overall the instructor's teaching was effective.	82% (18)	18% (4)				4.82	0.395	22	4.34	1.069	1,175	4.48	0.914	2,628
<b>OVERALL</b>						<b>4.81</b>	<b>0.409</b>	<b>22</b>	<b>4.44</b>	<b>0.921</b>	<b>1,178</b>	<b>4.56</b>	<b>0.794</b>	<b>2,632</b>

\*AVG: Average; SD: Standard Deviation; N: Number of respondents

<b>A. The reason(s) I am enrolled in this course is (are):</b>		<b>B. Grade I expect in this course:</b>		<b>C. College level credits I earned before the beginning of this semester:</b>	
It is required.	82% (18)	A	53% (10)	0-15	76% (16)
It fit into my schedule.		B	37% (7)	16-30	19% (4)
Teacher's excellent reputation.	14% (3)	C	11% (2)	31-45	5% (1)
It is an elective.	14% (3)	D		More than 45	
Subject was of interest.	14% (3)	F			
Thought I could get a good grade.		S			
		R			

- Note: 1. A 5-point scale is used for scores; the higher the score, the better the rating.  
2. Other Sections Mean: The mean for all of the scores for the other sections, excluding yours.  
3. Department Mean: The mean for all of the sections of all courses in the department.



# New York City College of Technology

## Student Evaluation of Teaching Summary

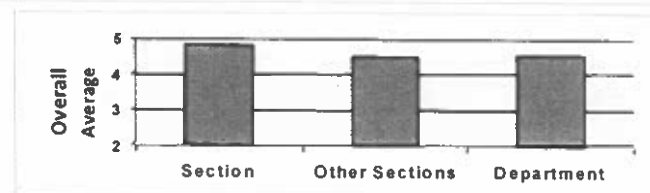
SCHOOL: Arts & Sciences

DEPARTMENT: English

Fall 2018

INSTRUCTOR: Carrie Hall  
 SECTION: D351 LEC  
 ENROLLMENT: 24  
 RESPONSE RATE: 71% (17)

EMPID: 23850375  
 COURSE: ENG1101  
 SECTIONS: 127



QUESTIONS	DISTRIBUTION OF RESPONSES					SECTION*			OTHER SECTIONS*			DEPARTMENT*		
	Strongly Agree	Agree	Not Sure or Neutral	Disagree	Strongly Disagree	AVG	SD	N	AVG	SD	N	AVG	SD	N
1. The instructor communicated in a way I understood.	76% (13)	24% (4)				4.76	0.437	17	4.53	0.792	1,859	4.58	0.731	3,578
2. The instructor held my interest and attention in class.	82% (14)	18% (3)				4.82	0.393	17	4.29	0.949	1,877	4.37	0.907	3,596
3. The instructor took the time to explain the material when students did not understand it.	76% (13)	24% (4)				4.76	0.437	17	4.54	0.772	1,872	4.57	0.734	3,593
4. Students were encouraged to ask questions and were given meaningful answers.	82% (14)	12% (2)	6% (1)			4.76	0.562	17	4.47	0.817	1,868	4.53	0.758	3,584
5. Students were encouraged to express their own ideas and/or participate in class activities.	71% (12)	29% (5)				4.71	0.470	17	4.54	0.768	1,874	4.58	0.715	3,593
6. The instructor treated students with courtesy and respect.	88% (15)	12% (2)				4.88	0.332	17	4.58	0.786	1,869	4.62	0.723	3,590
7. The instructor was available to students for discussions or conferences.	94% (16)	6% (1)				4.94	0.243	17	4.51	0.780	1,874	4.55	0.736	3,594
8. The instructor generally met the class on time and held class to the end of the period.	88% (15)	12% (2)				4.88	0.332	17	4.56	0.745	1,871	4.61	0.701	3,592
9. The instructor spoke clearly and could be heard in class.	100% (17)					5.00	0.000	17	4.61	0.711	1,869	4.65	0.669	3,585
10. The grading system for the course was clearly explained.	76% (13)	24% (4)				4.76	0.437	17	4.48	0.856	1,874	4.51	0.814	3,595
11. Overall the instructor's teaching was effective.	76% (13)	24% (4)				4.76	0.437	17	4.48	0.870	1,872	4.52	0.832	3,589
<b>OVERALL</b>						<b>4.82</b>	<b>0.371</b>	<b>17</b>	<b>4.51</b>	<b>0.804</b>	<b>1,877</b>	<b>4.55</b>	<b>0.756</b>	<b>3,596</b>

\*AVG: Average; SD: Standard Deviation; N: Number of respondents

<b>A. The reason(s) I am enrolled in this course is (are):</b>	<b>B. Grade I expect in this course:</b>	<b>C. College level credits I earned before the beginning of this semester:</b>
It is required. 82% (14)	A 40% (6)	0-15 93% (13)
It fit into my schedule.	B 47% (7)	16-30 7% (1)
Teacher's excellent reputation.	C 13% (2)	31-45
It is an elective. 6% (1)	D	More than 45
Subject was of interest. 6% (1)	F	
Thought I could get a good grade.	S	
	R	

- Note: 1. A 5-point scale is used for scores; the higher the score, the better the rating.  
 2. Other Sections Mean: The mean for all of the scores for the other sections, excluding yours.  
 3. Department Mean: The mean for all of the sections of all courses in the department.



# New York City College of Technology

## Student Evaluation of Teaching Summary

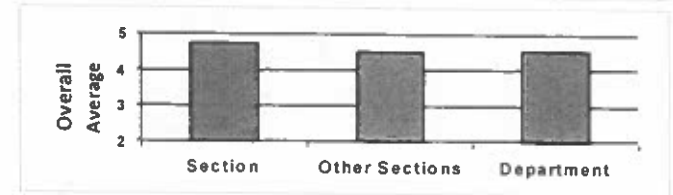
SCHOOL: Arts & Sciences

DEPARTMENT: English

Fall 2018

INSTRUCTOR: Carrie Hall  
 SECTION: D391 LEC  
 ENROLLMENT: 24  
 RESPONSE RATE: 63% (15)

EMPID: 23850375  
 COURSE: ENG1101  
 SECTIONS: 127



QUESTIONS	DISTRIBUTION OF RESPONSES					SECTION*			OTHER SECTIONS*			DEPARTMENT*		
	Strongly Agree	Agree	Not Sure or Neutral	Disagree	Strongly Disagree	AVG	SD	N	AVG	SD	N	AVG	SD	N
1. The instructor communicated in a way I understood.	87% (13)	13% (2)				4.87	0.352	15	4.53	0.792	1,861	4.58	0.731	3,578
2. The instructor held my interest and attention in class.	67% (10)	33% (5)				4.67	0.488	15	4.30	0.949	1,879	4.37	0.907	3,596
3. The instructor took the time to explain the material when students did not understand it.	80% (12)	13% (2)	7% (1)			4.73	0.594	15	4.55	0.771	1,874	4.57	0.734	3,593
4. Students were encouraged to ask questions and were given meaningful answers.	73% (11)	20% (3)	7% (1)			4.67	0.617	15	4.47	0.817	1,870	4.53	0.758	3,584
5. Students were encouraged to express their own ideas and/or participate in class activities.	80% (12)	20% (3)				4.80	0.414	15	4.54	0.768	1,876	4.58	0.715	3,593
6. The instructor treated students with courtesy and respect.	87% (13)	13% (2)				4.87	0.352	15	4.58	0.786	1,871	4.62	0.723	3,590
7. The instructor was available to students for discussions or conferences.	87% (13)	13% (2)				4.87	0.352	15	4.52	0.780	1,876	4.55	0.736	3,594
8. The instructor generally met the class on time and held class to the end of the period.	67% (10)	33% (5)				4.67	0.488	15	4.56	0.745	1,873	4.61	0.701	3,592
9. The instructor spoke clearly and could be heard in class.	87% (13)	13% (2)				4.87	0.352	15	4.61	0.710	1,871	4.65	0.669	3,585
10. The grading system for the course was clearly explained.	67% (10)	27% (4)	7% (1)			4.60	0.632	15	4.48	0.856	1,876	4.51	0.814	3,595
11. Overall the instructor's teaching was effective.	87% (13)	7% (1)		7% (1)		4.73	0.799	15	4.48	0.868	1,874	4.52	0.832	3,589
<b>OVERALL</b>						<b>4.76</b>	<b>0.494</b>	<b>15</b>	<b>4.51</b>	<b>0.804</b>	<b>1,879</b>	<b>4.55</b>	<b>0.756</b>	<b>3,596</b>

\*AVG: Average; SD: Standard Deviation; N: Number of respondents

<b>A. The reason(s) I am enrolled in this course is (are):</b>	<b>B. Grade I expect in this course:</b>	<b>C. College level credits I earned before the beginning of this semester:</b>
It is required. 80% (12)	A 33% (4)	0-15 92% (12)
It fit into my schedule. 7% (1)	B 58% (7)	16-30 8% (1)
Teacher's excellent reputation.	C 8% (1)	31-45
It is an elective. 13% (2)	D	More than 45
Subject was of interest. 7% (1)	F	
Thought I could get a good grade.	S	
	R	

- Note: 1. A 5-point scale is used for scores; the higher the score, the better the rating.  
 2. Other Sections Mean: The mean for all of the scores for the other sections, excluding yours.  
 3. Department Mean: The mean for all of the sections of all courses in the department.