

## Expressive Typography: Step 2

After selecting the best ideas from your sketches. Now we will bring into computer.

Use Illustrator for this part of the assignment.

### Specs:

4 pages (one for each word)

Size: 3.5" x 3.5" square


Select one Sans Serif Typeface per word (with variations ok)

Only use black and white



You might or might not need a border depending on your solution. Consider if necessary

### Examples:


Progression from sketch to selection of one Sans Serif Typeface to final solution



**broken**



Progression from sketch to selection of one Sans Serif Typeface with its variations to final solution



messy  
**messy**  
**MESSY**

