



Nassau County Museum of Art blue.

Family Guide

and Student Group Guide



Hello there museum friends! We hope you enjoy visiting these 4 works of art from our current exhibition which is all about the color blue. Here's how it works:

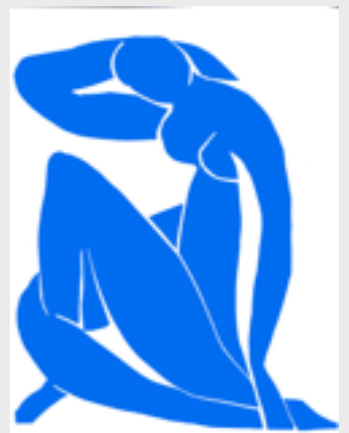
Each artwork has 2 slides.

Slide#1: Just the artwork for you to look at and talk to each other about for as long as you like.

Slide #2: The artwork again with some questions to ask each other along with some fun, family-friendly activities.


Have fun!


P.S. What's your favorite color?



This is for group 1

1. Tell me what you see in this picture?
2. Can you draw this picture with your version of SHAPES?
3. Why is this picture impressive?
4. Look in the fridge (if possible) or the Internet for yummy food pictures and try to draw them.





Artist Paul Klee loved simple shapes. How does his pear look different from the real one? Anything the same?

What's your favorite fruit?

This doesn't have to be done with the group. You can do this after class and then post to the Discussion Board

Look in the fridge for something yummy and try to draw it like Paul Klee!

It doesn't have to be the fridge, it can be the Internet.

This is for Group 2





Take turns coming up with a story about this painting. Who are they and how did they get there? Are they friends or family? What will happen next? Hint: There are only right answers!

Would you rather be able to fly, become invisible, or change shape?

This can be done after meeting with your group and posted on the Discussion Board later.

Take a selfie surrounded by things in your house that are all the same color.

This is for Group 3





This work of art shows an actor playing a character in a story. What kind of story is it? A comedy? An action-packed adventure? A mystery? What do you see to make you think so?


Try to put your body and face just like the actor's. How do you think he is feeling right now?

You can do this after meeting with the group and post on then post on the Discussion Board.

Have someone in your home call out different emotions and strike a pose to match each one!

Take selfies and post with you written evaluation to the Discussion Board.

This is for Group 4





Does this seem like a moving or still moment? How can you tell?

What would it feel like to be inside this painting? Cold or Hot? Quiet or Loud? Peaceful or Busy? Light or Dark? Scary or Fun?

Would you like to be inside this painting? Why or why not?

You can do this after you meet with your group and then post on the Discussion Board.

Come up with three dance moves that remind you of this painting!

Have someone take pictures of the dance moves or take them of yourself.

Thanks for playing!

|
We would love to see your drawings, selfies,
poses, or dance moves!

You do not need to share on Social Media.

Share your photos on social media with #NCMAcreates


I would like you to share your group work on Blackboard's Discussion Board. I am going to have you share your favorite 3 or 4 selections on the Discussion Group on the OpenLab's discussion link. We will talk about that later.



Susan Vecsey; Untitled (Cobalt), n.d.

This PDF was modified for our class for the virtual field trip on "Blue" This was taken from the Nassau County Museum of Art link,
<https://nassaumuseum.org/blue-2020/>

Please copy and paste this information for your group to the Discussion



Group 1

Paul Klee
Beulen Birne (Bulgy Pear), 1934
gouache on paper

Board.



Group 2

Christopher Winter
Huxley's Guide to Switzerland, 2011
acrylic on canvas



Group 3

Kuniyoshi
Kabuki Actor Ichikawa Ebizo as Higuchi Jiro, c. 1832
Color woodblock print



Group 4

Cao Jun
The Convergence, 2019
mixed media on canvas