

Amber B Wells

Course: TEXTILES Fall 2021

CUNY/NYC College of Technology

Professor: Dr. Nazanin Munroe

Business Dept. Office: 718-260-5773







Course/Section: BUF 2246-OL35, 3 Credits/4 hours (lecture/lab)




Meeting times: Mondays & Wednesdays, 4-5:40 pm

Lab #4-Weaving patterns with paper Complete the tables with images and questions below
100 pts/TOTAL

In this lab you will learn to weave tabby, twill and satin using paper. See the complete step-by-step instructions on Blackboard in "Tutorials."




For each weaving pattern, photograph your work in stages and add images to this table, or create a PowerPoint presentation with the relevant information. Your photos should document you working on each piece (meaning I should see you in at least one picture for each weave pattern) **(65 pts total)**

PATTERN TYPE	Once pattern repeat	Two pattern repeats	Completed pattern
<p>Tabby (plain weave)</p> <p>The labels are written on the side you just can't see it because of the reflection of the light on the paper.</p>	<p>(4rows)</p> 	<p>(8 rows)</p> 	<p>(whole page)</p> 
<p>2/2 Twill</p>	<p>(4 rows)</p> 	<p>(8 rows)</p> 	<p>(whole page)</p> 

4/1 Satin	(5 rows) 	(10 rows) 	(whole page) 

Write a short list of observations answering these questions below: (14 pts)

1. Which pattern was the easiest for you to weave, and why? (4 pts) The easiest pattern for me to weave was Tabby. Tabby has a simple pattern system, rather than Twill and Satin. I simply had to go under one over one, in order to complete the finished product.
2. Which pattern was the most difficult, and why? (4 pts) The most difficult pattern for me to weave was Twill. The Twill Pattern requires you to weave in four different patterns, which after a while started to get confusing because they were each different.
3. Did you find a way to get the rhythm of the weaving? What kind of system did you use to learn the pattern repeat? (6 pts) Yes, what helped me the most was labeling each pattern as " 1, 2, 3, 4" so that way I can remember what pattern goes after the next one. This system helped me get through with creating the correct patterns, for each pattern type.
4. Do you look at apparel fabrics now and see some of these patterns? Identify one example of each pattern type that is commonly found in apparel. Add a detail image showing the weave structure (5 pts each image/2 pts each URL) **(21 pts total)** Yes, I can now identify these patterns in different apparel fabrics. By closely examining the details each apparel has .

PATTERN TYPE	IMAGE EXAMPLE (apparel)	URL
TABBY		https://www.hottopic.com/product/black-white-checkered-girls-crop-sweater/14252732.html
Twill		https://poshmark.com/listing/Torrid-Taylor-Green-Black-Plaid-Twill-Camp-Shirt-L-60d3b48557600613fc3e3aae
SATIN		https://www.fila.com/fila-milano-printed-woven-pant/791273466906.html