

Programming

This is the phase of the Architectural process in which data and needs of the client is gathered. This may appear at first as a “wish list” of all the spaces that the client needs for their project. This is more than an list of rooms and spaces.

- *This is done as an interaction between the Architect and the client*
- *It occurs over a series of conversations*
- *The Architect needs to ask questions to fully understand the use and the need for each space.*

Programming

Questions:

- *What is the use of your space?*
- *Who uses this space?*
- *How do you want the occupants to interact?*
- *What level of privacy do you require or separation of public/private?*
- *Is there a need for a service entrance?*
- *Are there site conditions that are important?*
- *Do you envision spatial interconnections within the space –i.e. double height spaces?*

Programming

Questions:

- *How do you enter your space?*
 - *Is there some sort of security point?*
 - *Does there need to be a waiting area?*
 - *Can people move freely through your space?*
 - *What spaces are connected to the entry?*
 - *Will many people be in the entry area at once?*
 - *Is there deliveries being made through this entrance?*

Programming

Questions:

- *What are the spaces that you need?*
 - *Who uses this space?*
 - *What type of furniture is in this space?*
 - *What space does it need to be next to?*
 - *Is this open to the public?*
 - *Does it need natural light?*
 - *Does it need plumbing? Or any other special requirements?*

Programming

List of Spaces

- *Once you have an inventory of the different spaces, then adjacencies must be determined.*
 - *Some spaces can only function if it is next to or connected to a certain space.
I.e. kitchen and dining room = MUST*
 - *Some spaces should be near one another. = SHOULD*
 - *Some spaces would benefit if it was near a certain space = COULD (Would be nice)*
 - *-Other spaces have no adjacency requirements.*

Programming

For this Example: 2 bedroom House

List of Spaces:

| | Vestibule | Living Room | Dining Room | Kitchen | Powder Room | Kids Room | Bathroom Master Bedroom | Master Bathroom | Deck | Laundry |
|-----------------|-----------|-------------|-------------|---------|-------------|-----------|-------------------------|-----------------|------|---------|
| Vestibule | | | | | | | | | | |
| Living Room | | | | | | | | | | |
| Dining Room | | | | | | | | | | |
| Kitchen | | | | | | | | | | |
| Powder Room | | | | | | | | | | |
| Kids Room | | | | | | | | | | |
| Bathroom | | | | | | | | | | |
| Master Bedroom | | | | | | | | | | |
| Master Bathroom | | | | | | | | | | |
| Deck | | | | | | | | | | |
| Laundry | | | | | | | | | | |

Must

Should

Would be nice

Programming

For this Example: 2 bedroom House

List of Spaces:

| | Vestibule | Living Room | Dining Room | Kitchen | Powder Room | Kids Room | Bathroom | Master Bedroom | Master Bathroom | Deck | Laundry |
|-----------------|-----------|-------------|-------------|---------|-------------|-----------|----------|----------------|-----------------|------|---------|
| Vestibule | | | | | | | | | | | |
| Living Room | | | | | | | | | | | |
| Dining Room | | | | | | | | | | | |
| Kitchen | | | | | | | | | | | |
| Powder Room | | | | | | | | | | | |
| Kids Room | | | | | | | | | | | |
| Bathroom | | | | | | | | | | | |
| Master Bedroom | | | | | | | | | | | |
| Master Bathroom | | | | | | | | | | | |
| Deck | | | | | | | | | | | |
| Laundry | | | | | | | | | | | |

Must

Should

Would be nice

Programming

For this Example: 2 bedroom House

List of Spaces:

| | Vestibule | Living Room | Dining Room | Kitchen | Powder Room | Kids Room | Bathroom | Master Bedroom | Master Bathroom | Deck | Laundry |
|-----------------|-----------|-------------|-------------|---------|-------------|-----------|----------|----------------|-----------------|------|---------|
| Vestibule | | | | | | | | | | | |
| Living Room | | | | | | | | | | | |
| Dining Room | | | | | | | | | | | |
| Kitchen | | | | | | | | | | | |
| Powder Room | | | | | | | | | | | |
| Kids Room | | | | | | | | | | | |
| Bathroom | | | | | | | | | | | |
| Master Bedroom | | | | | | | | | | | |
| Master Bathroom | | | | | | | | | | | |
| Deck | | | | | | | | | | | |
| Laundry | | | | | | | | | | | |

Must

Should

Would be nice

Programming

For this Example: 2 bedroom House

List of Spaces:

| | Vestibule | Living Room | Dining Room | Kitchen | Powder Room | Kids Room | Bathroom | Master Bedroom | Master Bathroom | Deck | Laundry |
|-----------------|-----------|-------------|-------------|---------|-------------|-----------|----------|----------------|-----------------|------|---------|
| Vestibule | | | | | | | | | | | |
| Living Room | | | | | | | | | | | |
| Dining Room | | | | | | | | | | | |
| Kitchen | | | | | | | | | | | |
| Powder Room | | | | | | | | | | | |
| Kids Room | | | | | | | | | | | |
| Bathroom | | | | | | | | | | | |
| Master Bedroom | | | | | | | | | | | |
| Master Bathroom | | | | | | | | | | | |
| Deck | | | | | | | | | | | |
| Laundry | | | | | | | | | | | |

Must

Should

Would be nice

Programming

For this Example: 2 bedroom House

List of Spaces:

| | Vestibule | Living Room | Dining Room | Kitchen | Powder Room | Kids Room | Bathroom | Master Bedroom | Master Bathroom | Deck | Laundry |
|-----------------|-----------|-------------|-------------|---------|-------------|-----------|----------|----------------|-----------------|------|---------|
| Vestibule | | | | | | | | | | | |
| Living Room | | | | | | | | | | | |
| Dining Room | | | | | | | | | | | |
| Kitchen | | | | | | | | | | | |
| Powder Room | | | | | | | | | | | |
| Kids Room | | | | | | | | | | | |
| Bathroom | | | | | | | | | | | |
| Master Bedroom | | | | | | | | | | | |
| Master Bathroom | | | | | | | | | | | |
| Deck | | | | | | | | | | | |
| Laundry | | | | | | | | | | | |

Must

Should

Would be nice

Programming

For this Example: 2 bedroom House

List of Spaces:

| | Vestibule | Living Room | Dining Room | Kitchen | Powder Room | Kids Room | Bathroom | Master Bedroom | Master Bathroom | Deck | Laundry |
|-----------------|-----------|-------------|-------------|---------|-------------|-----------|----------|----------------|-----------------|------|---------|
| Vestibule | | | | | | | | | | | |
| Living Room | | | | | | | | | | | |
| Dining Room | | | | | | | | | | | |
| Kitchen | | | | | | | | | | | |
| Powder Room | | | | | | | | | | | |
| Kids Room | | | | | | | | | | | |
| Bathroom | | | | | | | | | | | |
| Master Bedroom | | | | | | | | | | | |
| Master Bathroom | | | | | | | | | | | |
| Deck | | | | | | | | | | | |
| Laundry | | | | | | | | | | | |

Must

Should

Would be nice

Programming

For this Example: 2 bedroom House

List of Spaces:

| | Vestibule | Living Room | Dining Room | Kitchen | Powder Room | Kids Room | Bathroom | Master Bedroom | Master Bathroom | Deck | Laundry |
|-----------------|-----------|-------------|-------------|---------|-------------|-----------|----------|----------------|-----------------|------|---------|
| Vestibule | | | | | | | | | | | |
| Living Room | | | | | | | | | | | |
| Dining Room | | | | | | | | | | | |
| Kitchen | | | | | | | | | | | |
| Powder Room | | | | | | | | | | | |
| Kids Room | | | | | | | | | | | |
| Bathroom | | | | | | | | | | | |
| Master Bedroom | | | | | | | | | | | |
| Master Bathroom | | | | | | | | | | | |
| Deck | | | | | | | | | | | |
| Laundry | | | | | | | | | | | |

Must

Should

Would be nice

Programming

For this Example: 2 bedroom House

List of Spaces:

| | Vestibule | Living Room | Dining Room | Kitchen | Powder Room | Kids Room | Bathroom | Master Bedroom | Master Bathroom | Deck | Laundry |
|-----------------|-----------|-------------|-------------|---------|-------------|-----------|----------|----------------|-----------------|------|---------|
| Vestibule | | | | | | | | | | | |
| Living Room | | | | | | | | | | | |
| Dining Room | | | | | | | | | | | |
| Kitchen | | | | | | | | | | | |
| Powder Room | | | | | | | | | | | |
| Kids Room | | | | | | | | | | | |
| Bathroom | | | | | | | | | | | |
| Master Bedroom | | | | | | | | | | | |
| Master Bathroom | | | | | | | | | | | |
| Deck | | | | | | | | | | | |
| Laundry | | | | | | | | | | | |

Must

Should

Would be nice

Programming

For this Example: 2 bedroom House

List of Spaces:

| | Vestibule | Living Room | Dining Room | Kitchen | Powder Room | Kids Room | Bathroom | Master Bedroom | Master Bathroom | Deck | Laundry |
|-----------------|-----------|-------------|-------------|---------|-------------|-----------|----------|----------------|-----------------|------|---------|
| Vestibule | | | | | | | | | | | |
| Living Room | | | | | | | | | | | |
| Dining Room | | | | | | | | | | | |
| Kitchen | | | | | | | | | | | |
| Powder Room | | | | | | | | | | | |
| Kids Room | | | | | | | | | | | |
| Bathroom | | | | | | | | | | | |
| Master Bedroom | | | | | | | | | | | |
| Master Bathroom | | | | | | | | | | | |
| Deck | | | | | | | | | | | |
| Laundry | | | | | | | | | | | |

Must

Should

Would be nice

Programming

For this Example: 2 bedroom House

List of Spaces:

| | Vestibule | Living Room | Dining Room | Kitchen | Powder Room | Kids Room | Bathroom | Master Bedroom | Master Bathroom | Deck | Laundry |
|-----------------|-----------|-------------|-------------|---------|-------------|-----------|----------|----------------|-----------------|------|---------|
| Vestibule | | | | | | | | | | | |
| Living Room | | | | | | | | | | | |
| Dining Room | | | | | | | | | | | |
| Kitchen | | | | | | | | | | | |
| Powder Room | | | | | | | | | | | |
| Kids Room | | | | | | | | | | | |
| Bathroom | | | | | | | | | | | |
| Master Bedroom | | | | | | | | | | | |
| Master Bathroom | | | | | | | | | | | |
| Deck | | | | | | | | | | | |
| Laundry | | | | | | | | | | | |

Must

Should

Would be nice

Programming

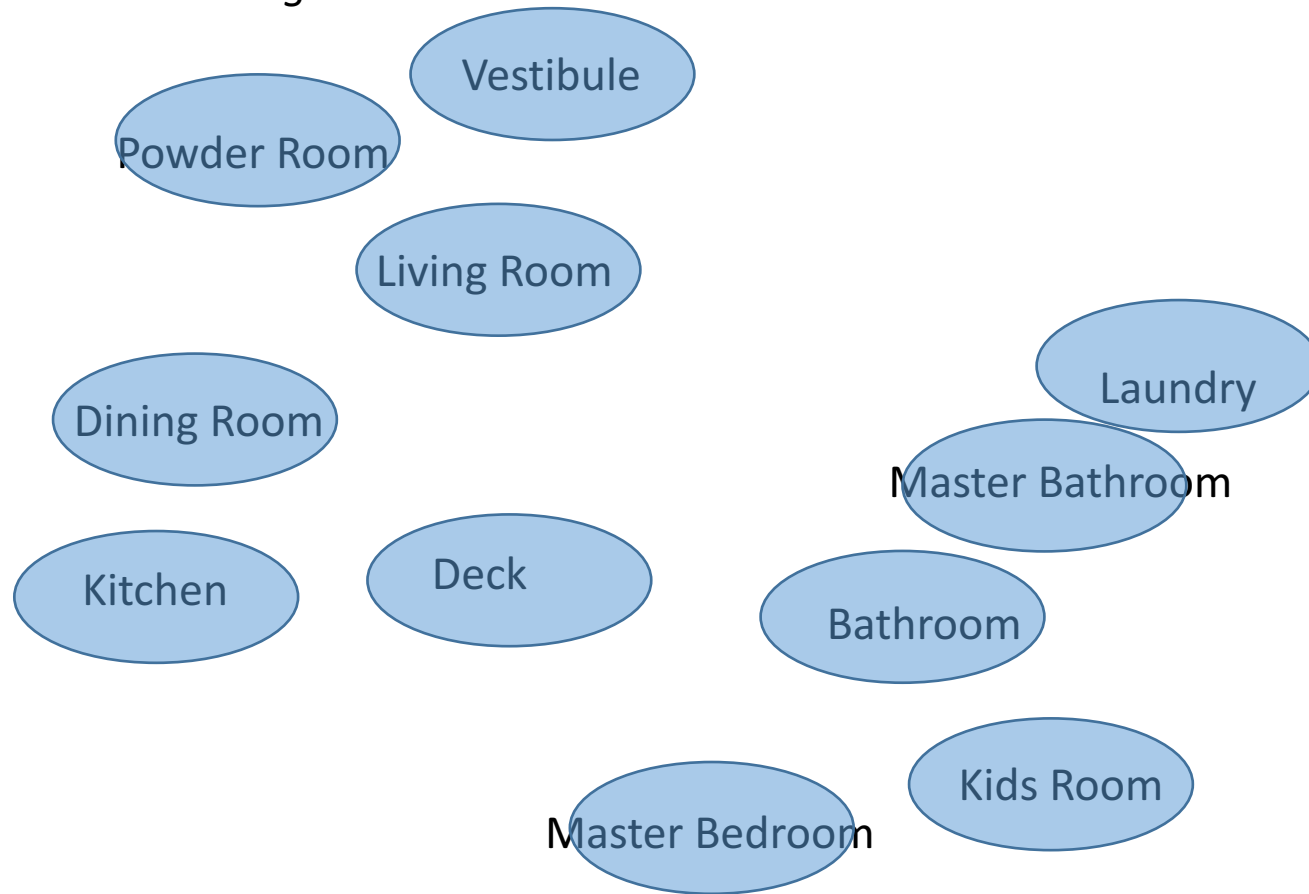
For this Example: 2 bedroom House

List of Spaces:

| Additional Info | Area | Natural Light | Plumbing | Type of Furniture | Use of Space | | Vestibule | Living Room | Dining Room | Kitchen | Powder Room | Kids Room | Bathroom | Master Bedroom | Master Bathroom | Deck | Laundry |
|-----------------|-------|---------------|----------|---------------------------------|-------------------------------|-----------------|-----------|-------------|-------------|---------|-------------|-----------|----------|----------------|-----------------|------|---------|
| tiled floors | 30sf | | | Bench, closet, hooks | Entry to House | Vestibule | | | | | | | | | | | |
| | 250sf | Y | | Sofa, chairs, small table, tv | Formal Area | Living Room | | | | | | | | | | | |
| | 150sf | Y | | Table+Chairs for 4 | Daily eating | Dining Room | | | | | | | | | | | |
| open to Dining | 160sf | | Y | Cabinets, range, micro, sink,dw | Daily food prep | Kitchen | | | | | | | | | | | |
| | 15sf | | Y | Sink/Toilet | Toilet/sink guests/main space | Powder Room | | | | | | | | | | | |
| | 100sf | Y | | Twin bed, desk, dresser,closet | Child bedroom | Kids Room | | | | | | | | | | | |
| | 35sf | | Y | Tub, Toilet, Sink, storage | Bathroom for Child | Bathroom | | | | | | | | | | | |
| | 150sf | Y | | Queen bed, dresser, closet | Adult bedroom | Master Bedroom | | | | | | | | | | | |
| Double Sinks | 50sf | | Y | Shower, toilet, sink, storage | Adult bathroom | Master Bathroom | | | | | | | | | | | |
| Gas Line | 32sf | Y | Y | BBQ, Small table+chairs | Outdoor space | Deck | | | | | | | | | | | |
| Gas + Vent | 18sf | | Y | Washer+Dryer | Stacked washer/dryer | Laundry | | | | | | | | | | | |
| | | | | | | | | | | | | | | | | | |
| | | | | | | | | | | | | | | | | | |
| | | | | | | Must | | | | | | | | | | | |
| | | | | | | Should | | | | | | | | | | | |
| | | | | | | Would be nice | | | | | | | | | | | |

Programming
For this Example: 2 bedroom House

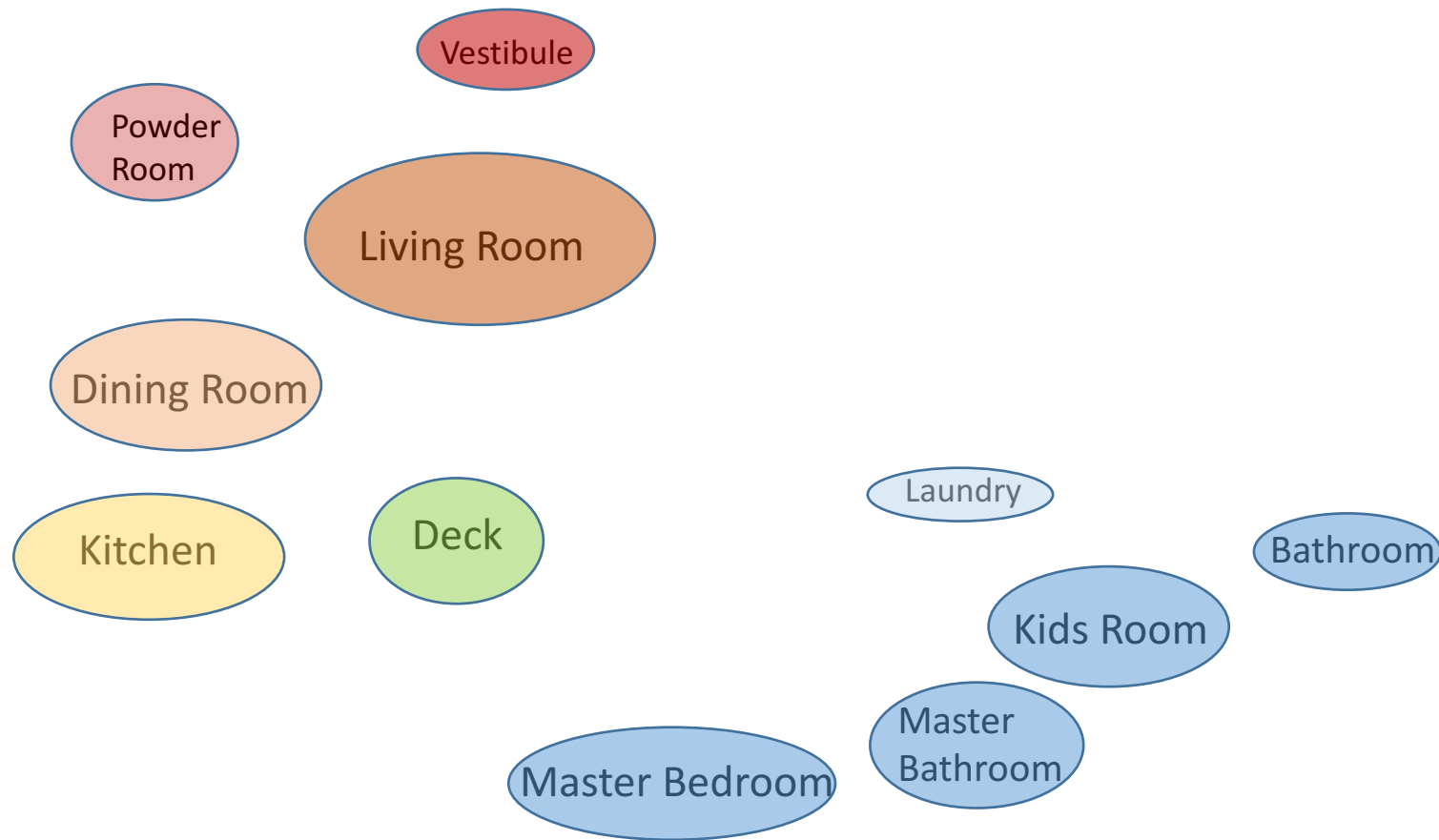
Bubble Diagram



How can this be improved?

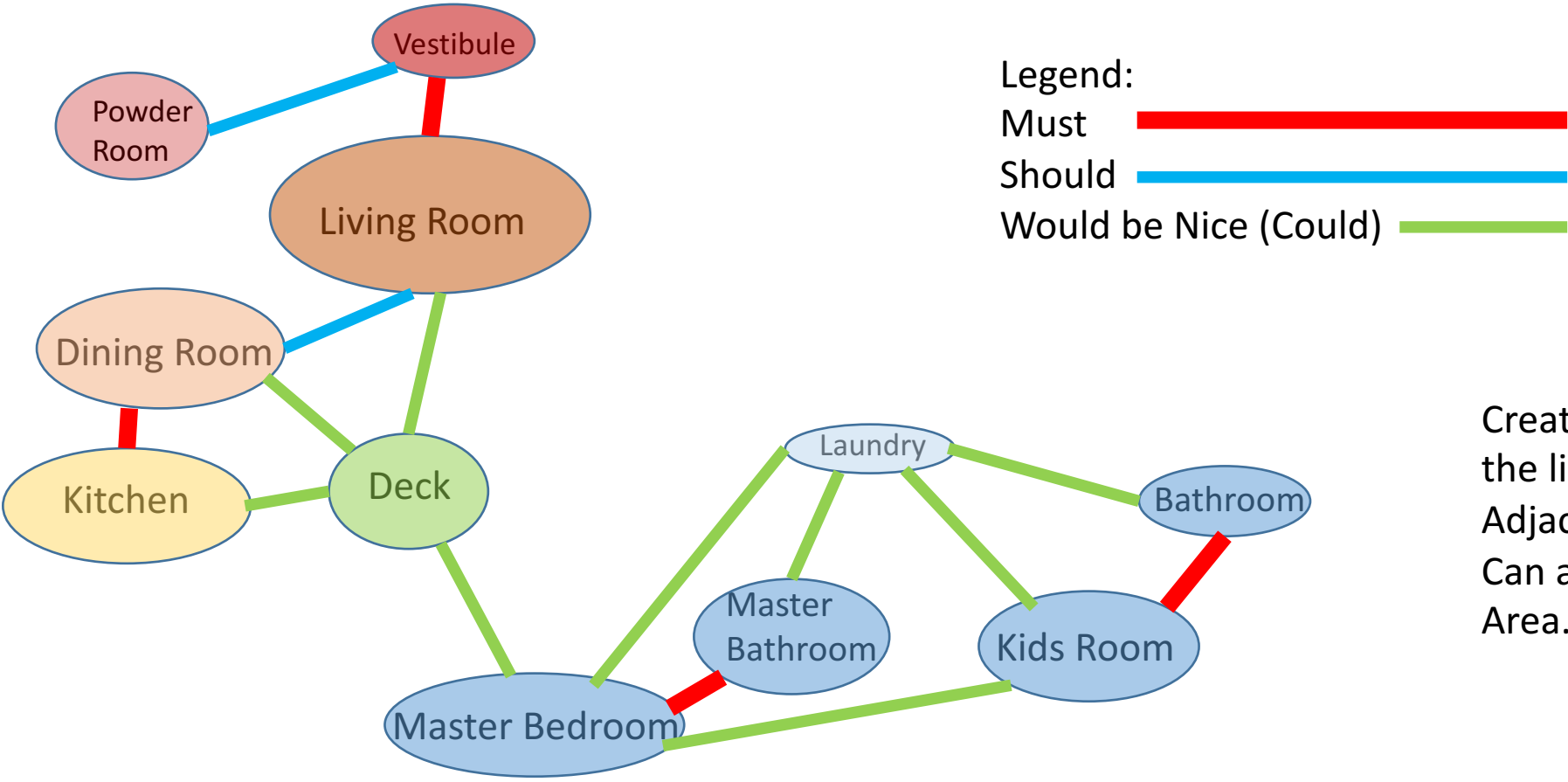
Programming
For this Example: 2 bedroom House

Bubble Diagram



Programming
For this Example: 2 bedroom House

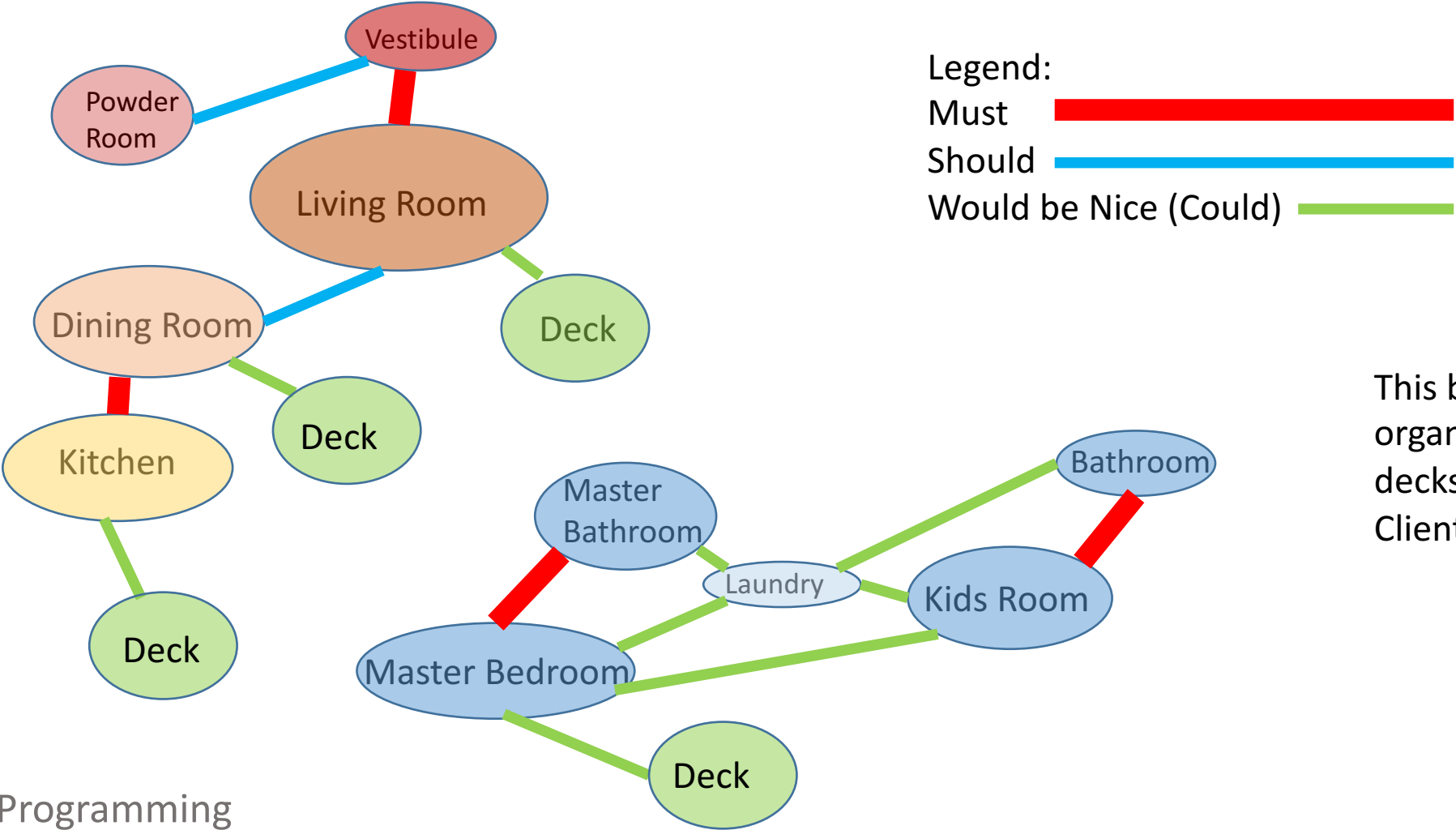
Bubble Diagram



Create a Bubble Diagram using the list of spaces and Adjacency Matrix.
Can add color and scale bubbles to Area.

Programming
For this Example: 2 bedroom House

Bubble Diagram



This bubble diagram is more organized. It also shows multiple decks – possibilities based on site/ Client needs and cost.

Programming

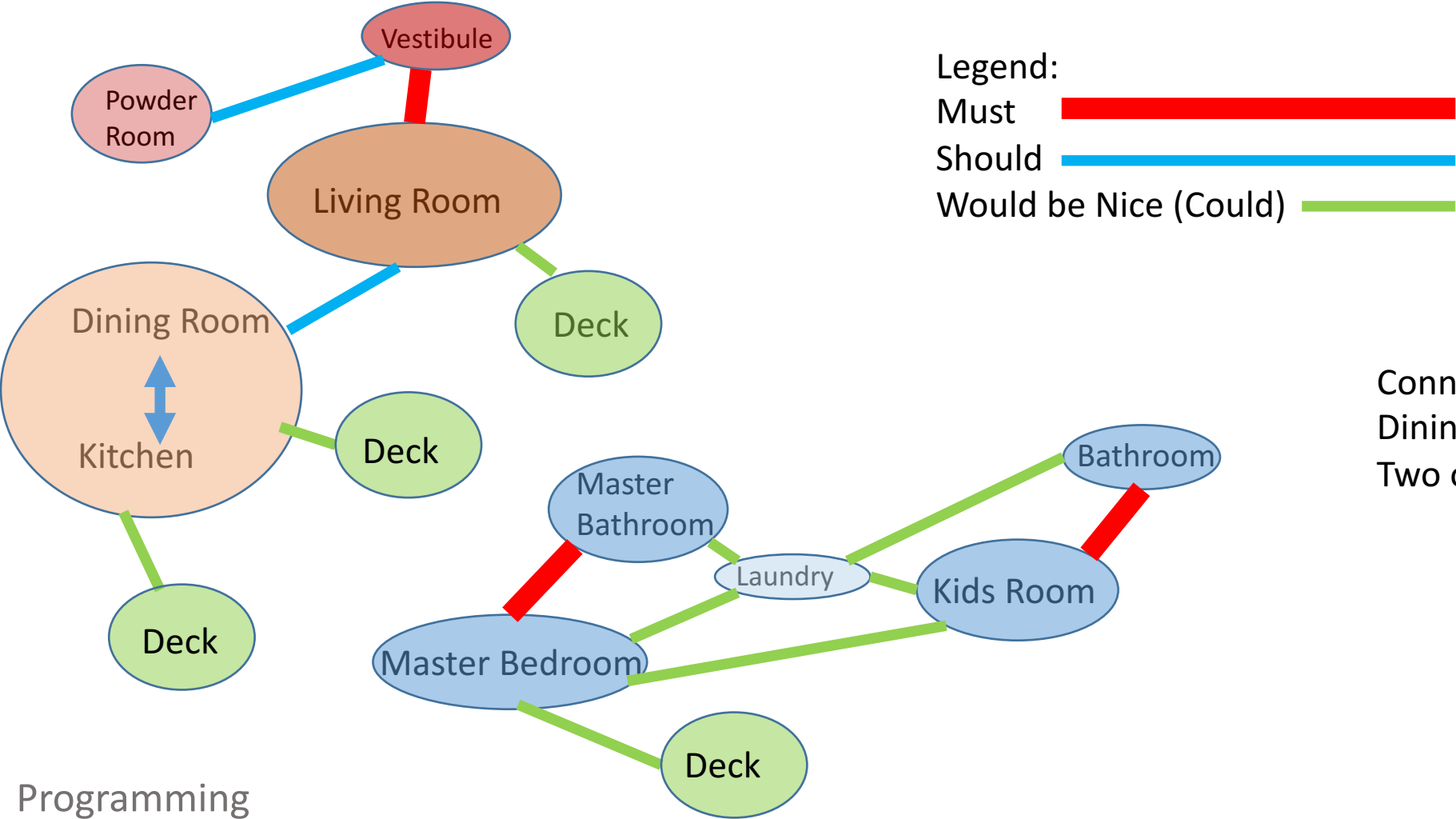
For this Example: 2 bedroom House

List of Spaces:

| Additional Info | Area | Natural Light | Plumbing | Type of Furniture | Use of Space | | Vestibule | Living Room | Dining Room | Kitchen | Powder Room | Kids Room | Bathroom | Master Bedroom | Master Bathroom | Deck | Laundry |
|-----------------|-------|---------------|----------|---------------------------------|-------------------------------|-----------------|-----------|-------------|-------------|---------|-------------|-----------|----------|----------------|-----------------|------|---------|
| tiled floors | 30sf | | | Bench, closet, hooks | Entry to House | Vestibule | | | | | | | | | | | |
| | 250sf | Y | | Sofa, chairs, small table, tv | Formal Area | Living Room | | | | | | | | | | | |
| | 150sf | Y | | Table+Chairs for 4 | Daily eating | Dining Room | | | | | | | | | | | |
| open to Dining | 160sf | | Y | Cabinets, range, micro, sink,dw | Daily food prep | Kitchen | | | | | | | | | | ? | |
| | 15sf | | Y | Sink/Toilet | Toilet/sink guests/main space | Powder Room | | | | | | | | | | | |
| | 100sf | Y | | Twin bed, desk, dresser,closet | Child bedroom | Kids Room | | | | | | | | | | | |
| | 35sf | | Y | Tub, Toilet, Sink, storage | Bathroom for Child | Bathroom | | | | | | | | | | | |
| | 150sf | Y | | Queen bed, dresser, closet | Adult bedroom | Master Bedroom | | | | | | | | | | | |
| Double Sinks | 50sf | | Y | Shower, toilet, sink, storage | Adult bathroom | Master Bathroom | | | | | | | | | | | |
| Gas Line | 32sf | Y | Y | BBQ, Small table+chairs | Outdoor space | Deck | | | | | | | | | | | |
| Gas + Vent | 18sf | | Y | Washer+Dryer | Stacked washer/dryer | Laundry | | | | | | | | | | | |
| | | | | | | | | | | | | | | | | | |
| | | | | | | | | | | | | | | | | | |
| | | | | | | Must | | | | | | | | | | | |
| | | | | | | Should | | | | | | | | | | | |
| | | | | | | Would be nice | | | | | | | | | | | |

Programming
For this Example: 2 bedroom House

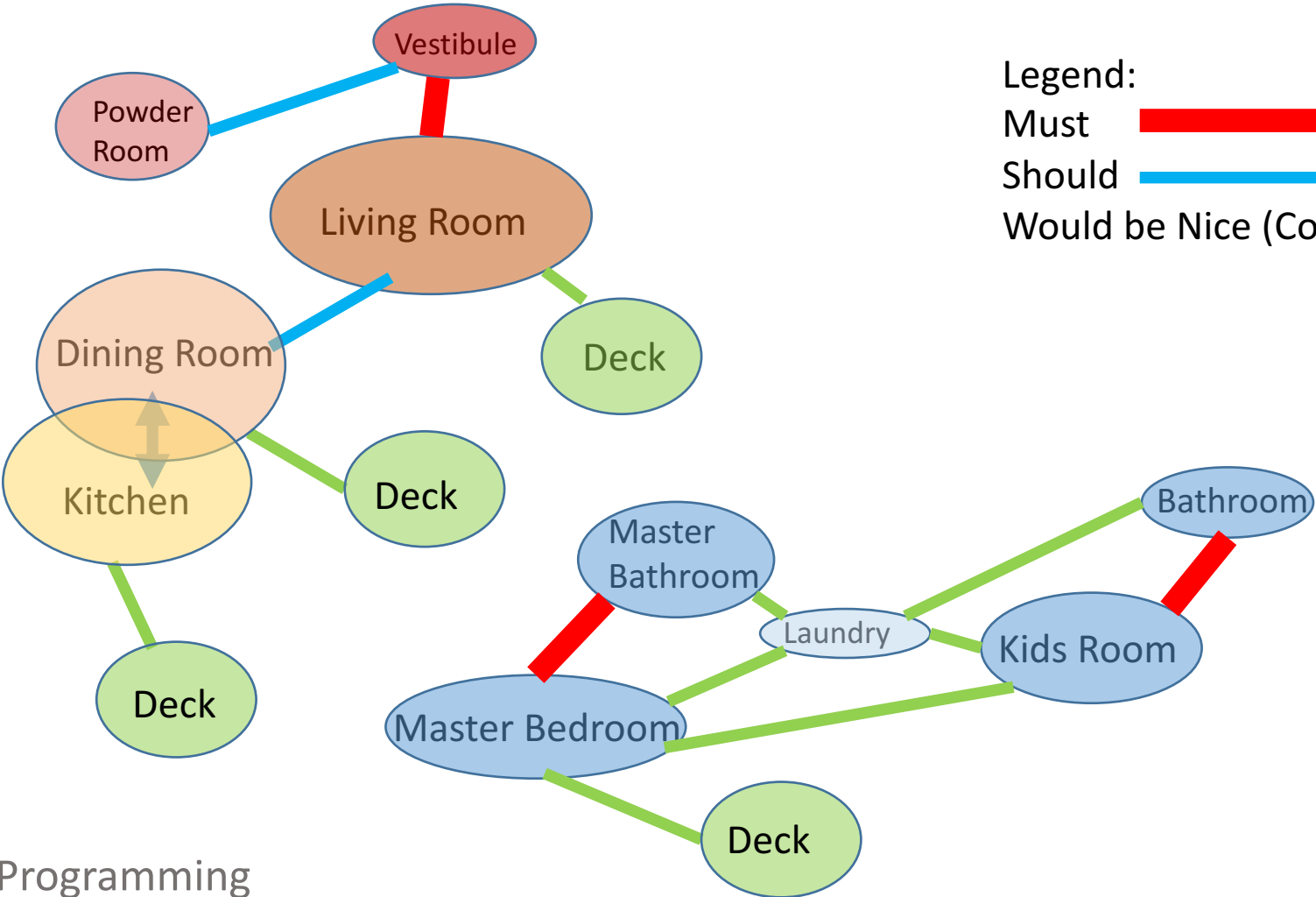
Bubble Diagram



Connection between kitchen and Dining room – in one bubble or Two overlapping bubbles.

Programming
For this Example: 2 bedroom House

Bubble Diagram



Legend:
Must —————
Should —————
Would be Nice (Could) —————

Connection between kitchen and Dining room – in one bubble or Two overlapping bubbles.