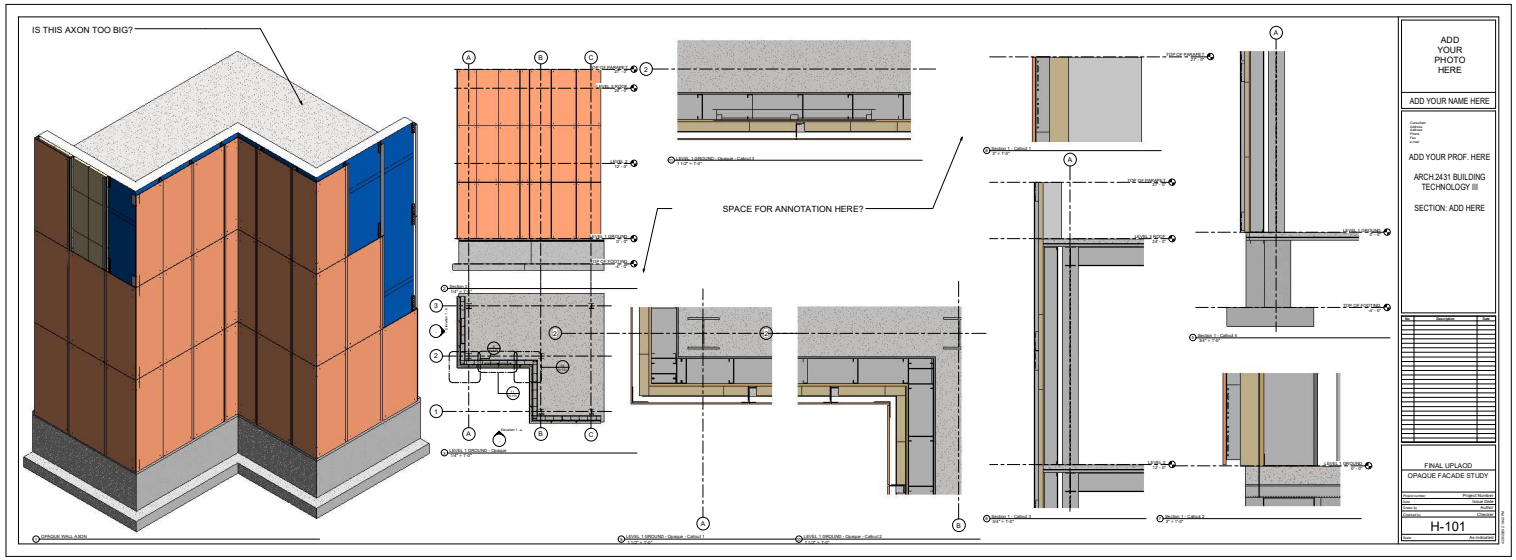
IS THIS AXON TOO BIG?
SPACE FOR ANNOTATION HERE?
OPAQUE WALL AXON
LEVEL 1 GROUND - Opaque
LEVEL 1 GROUND - Opaque - Callout 1
LEVEL 1 GROUND - Opaque - Callout 2
Section 1 - Callout 1
Section 1 - Callout 2
Section 1 - Callout 3
Section 1 - Callout 4
ADD YOUR PHOTO HERE
ADD YOUR NAME HERE
ADD YOUR PROF. HERE
ARCH.2431 BUILDING TECHNOLOGY III
SECTION: ADD HERE
FINAL UPLAOD
OPAQUE FACADE STUDY
Project number
Date
Issue Date
Drawn by
Author
Checked by
Checker
H-101
Scale
As indicated

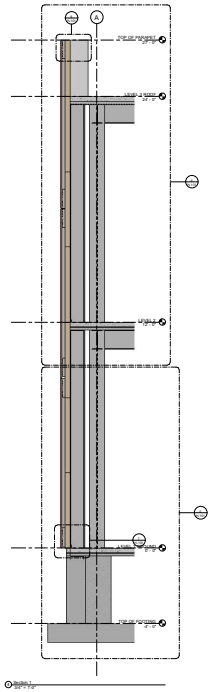
Section 1

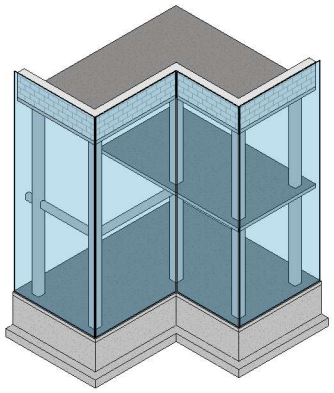

CURTAIN WALL AXON

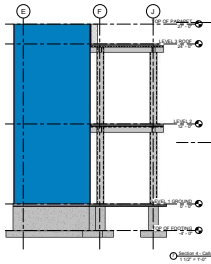

Section/Elevation: Glass Curtain Wall
1/8" = 1'-0"

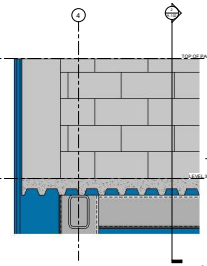

Section 4 - Callout 1
1 1/2" = 1'-0"

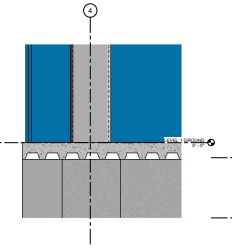

Section 4 - Callout 2
1 1/2" = 1'-0"

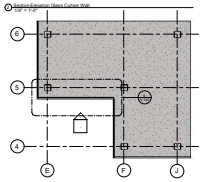

LEVEL 1 GROUND - Glass CurtainWall
1/8" = 1'-0"

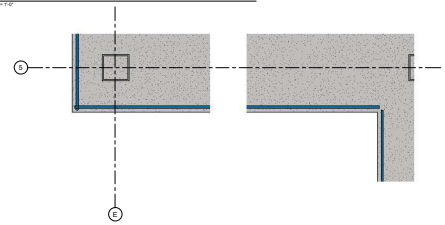

LEVEL 1 GROUND - Glass CurtainWall - Callout 3
1" = 1'-0"

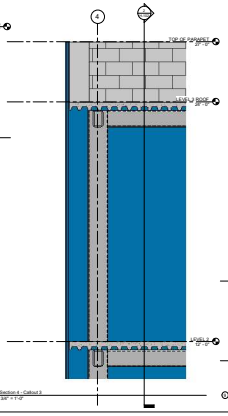

Section 4 - Callout 3
3/4" = 1'-0"

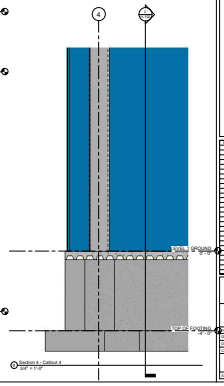

Section 4 - Callout 4
3/4" = 1'-0"

ADD YOUR PHOTO HERE

ADD YOUR NAME HERE

Consultant
Address
Phone
Fax
E-mail

ADD YOUR PROF. HERE

ARCH.2431 BUILDING TECHNOLOGY III

SECTION: ADD HERE

No.	Description	Date

FINAL UPLAOD

GLASS CURTAIN WALL STUDY

Project number	Project Number
Date	Issue Date
Drawn by	STUDENT NAME
Checked by	Checker

H-102

Scale: As indicated

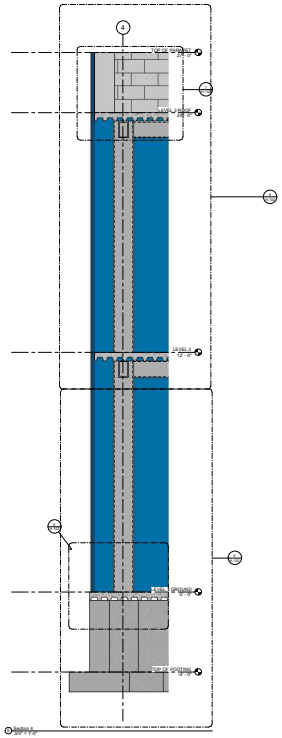

Section 4
3/8" = 1'-0"



1 Glass

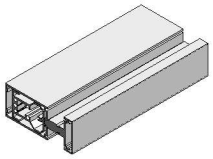

2 Horizontal Mullion

3 Spacer Plate

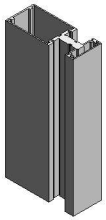

4 Vertical Mullion



5 Steel L-bracket

ADD
YOUR
PHOTO
HERE

ADD YOUR NAME HERE

Consultant
Address
Phone
Mobile
Fax
e-mail

ADD YOUR PROF. HERE

ARCH 2431 BUILDING
TECHNOLOGY III

SECTION: ADD HERE

No.	Description	Date

FINAL UPLAOD
CURTAIN WALL

Project number	Project Number
Date	Issue Date
Drawn by	Author
Checked by	Checker

H-105

Scale

ADB 2013 S: 10 x 1 PM



1 Panel



2 Rockwool

3 Thermal Brake

4 Connector Plate



5 T Plate



6 L Plate

7 Panel Corner Reinforcment

ADD
YOUR
PHOTO
HERE

ADD YOUR NAME HERE

Consultant
Address
Phone
Mobile
Fax
e-mail

ADD YOUR PROF. HERE

ARCH.2431 BUILDING TECHNOLOGY III

SECTION: ADD HERE

No.	Description	Date

FINAL UPLAOD
OPAQUE

Project number	Project Number
Date	Issue Date
Drawn by	Author
Checked by	Checker

H-106

Scale

A3B 2013-10-11 PM