

1
2
3
4
5

OBJECT LINE
HB
45°

HIDDEN LINE
F
1/8" DASH
SPACED 1/16"

DETAIL LINE
F
45°

CENTER LINE
H
ALTERNATE
LONG (3/4")
SHORT (1/8")
SPACED 1/16"

2 1/2"

2 1/2"

1/8" (1 box)

1/8"

DIMENSION

Open in Acrobat



Nathan Exantus

Donovan Harding



mohammad ashraf



Mohammad Zaka

Ja'Dore Praylor

Navigation bar for the PDF viewer. It includes a toolbar with icons for Mouse, Select, Text, Draw, Stamp, Spotlight, Eraser, Format, Undo, Redo, Clear, and Save. Below the icons, it shows '1 / 5' and a zoom level of '500%'. On the right side, there are download, print, and refresh icons.

Thumbnail sidebar for the PDF document. It contains five thumbnails labeled 1 through 5. Thumbnail 1 is highlighted with a blue border. Thumbnail 5 has a large red 'X' over it. The thumbnails show various parts of the document, including a table of contents and a list of abbreviations.

Main content area of the PDF viewer. It displays a technical drawing of a concrete slab. The drawing features a large central square area filled with a pattern of small black triangles. Above this area is a horizontal band with a diamond-shaped grid pattern. Below the main area is another horizontal band with a dotted pattern. To the right of the main area, the word 'CONCRETE' is written in large, bold, black capital letters. Below 'CONCRETE', there is a large red letter 'F' and several smaller red triangles and dots scattered around. At the bottom right of the drawing, the letters 'GWB' are visible.

Zoom meeting interface on the right side. At the top, there is a button that says 'Open in Acrobat'. Below that is a vertical list of participant video thumbnails. From top to bottom, the participants are: Nicole Anderson (with a green background), Nathan Exantus (with a white background), Donovan Harding (with a white background), mohammad ashraf (with a purple background and a white 'm' logo), and Mohammad Zaka (with a white background). At the bottom of the list is Ja'Dore Praylor (with a white background). A green bar at the very bottom of the Zoom window says 'You are screen sharing' and has a 'Stop Share' button.

Navigation bar for the PDF viewer. On the left, it says "A-001-REMOTE-1.pdf". In the center, there is a toolbar with icons for Mouse, Select, Text, Draw, Stamp, Spotlight, Eraser, Format, Undo, Redo, Clear, and Save. Below the icons, it shows "1 / 5" and a zoom level of "500%". On the right, there are icons for download, print, and a close button.



1



2



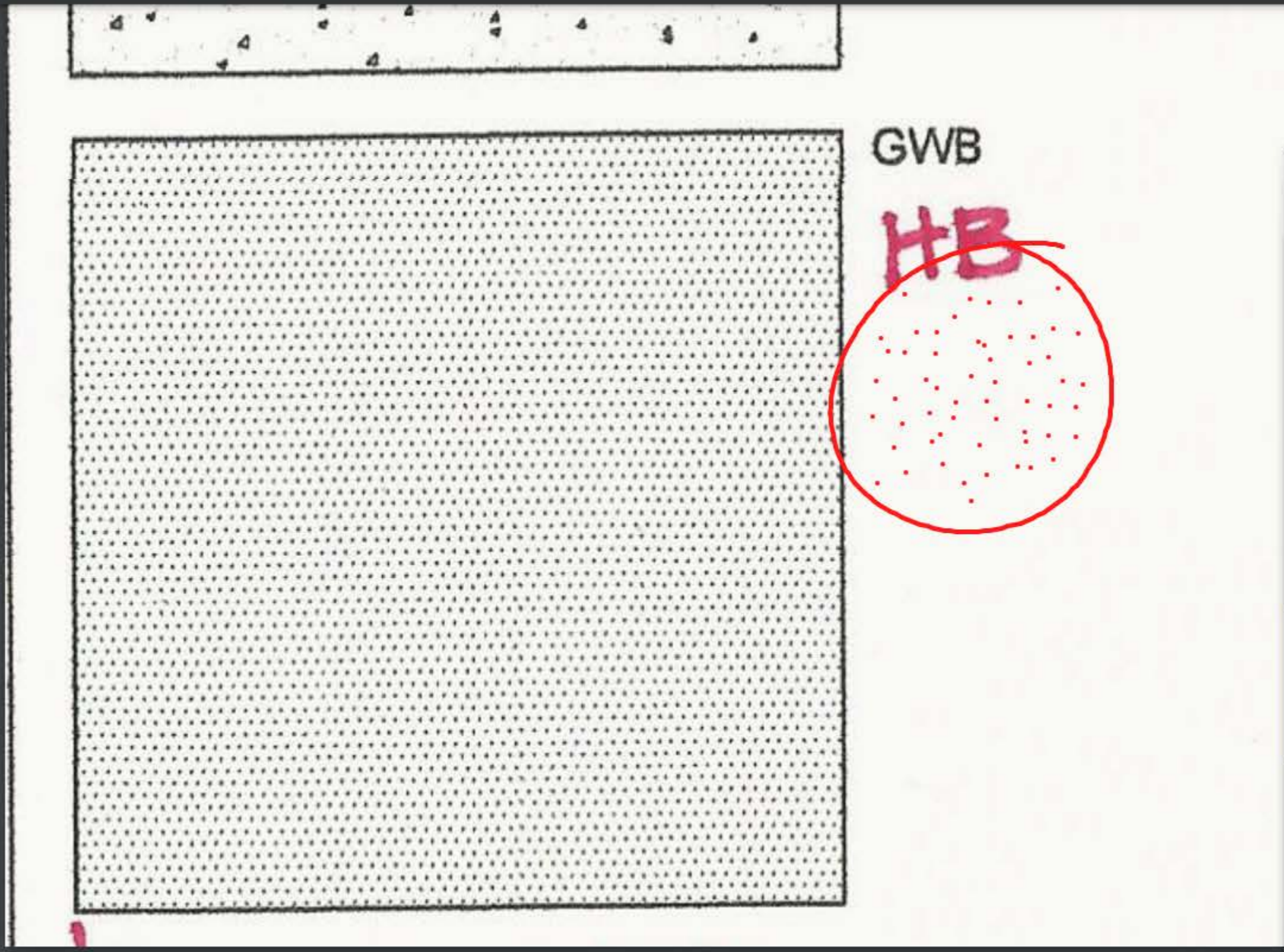
3



4



5



Open in Acrobat



Nicole Anderson



Nathan Exantus

Donovan Harding




mohammad ashraf



Mohammad Zaka

Ja'Dore Praylor



SYMBOLS:

000 ROOM NAME	ROOM ID	
$\frac{1}{2}'' \phi$ (handwritten)		
2 A202		ELEVATION
2 A202		SECTION
000.0		DOOR ID
0		WINDOW ID
ROOF + 19'-10"		ELEVATION HEIGHT
00		REVISION ID

EXTRA CREDIT

EXTRA CREDIT


$\frac{1}{8}''$ $\frac{1}{8}''$

ABBREVIATIONS:

Open in Acrobat



jose perez



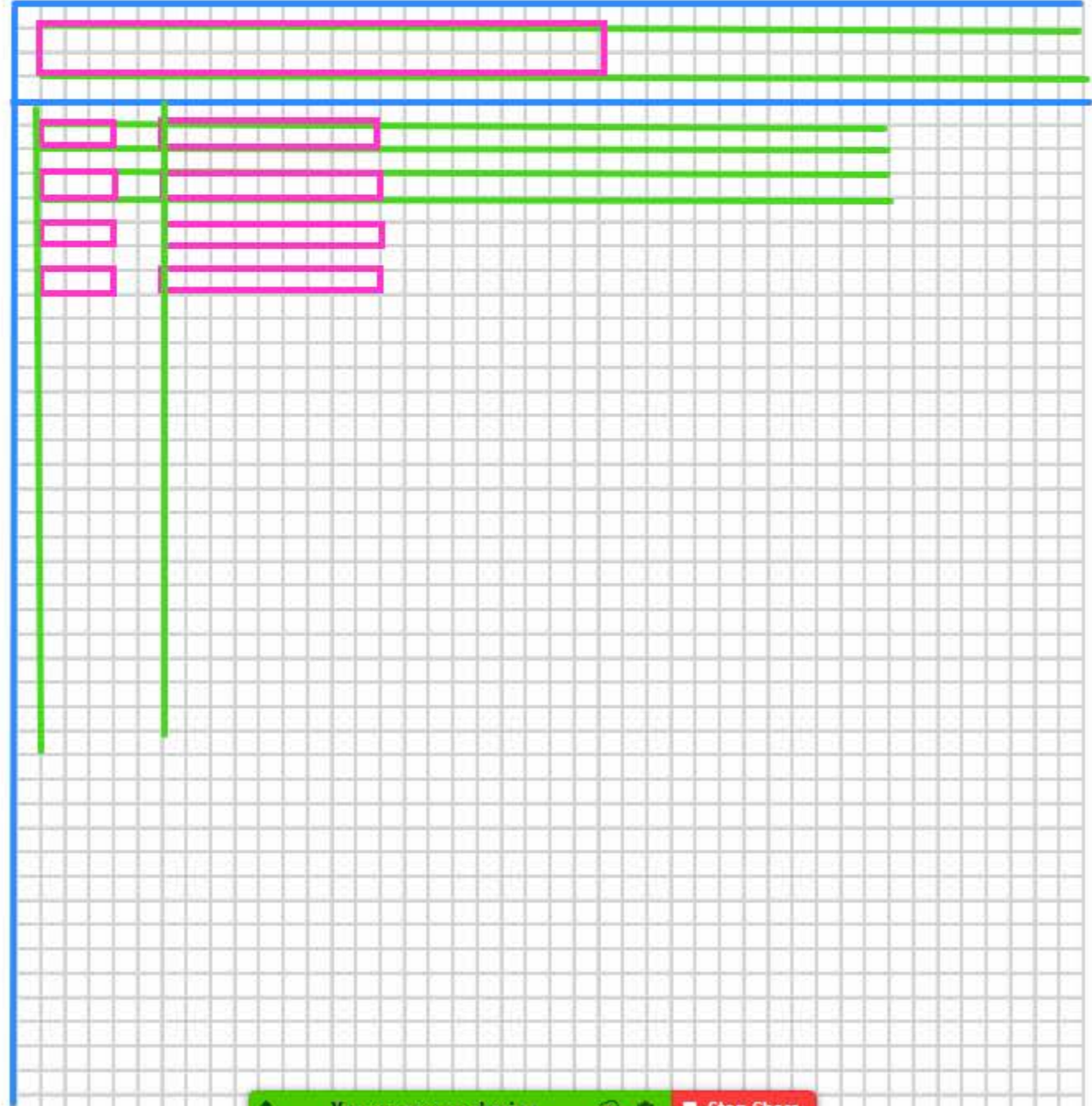
Engineering-Paper.pdf

1 / 1 100%

Mouse Select Text Draw Stamp Spotlight Eraser Format Undo Redo Clear Save



Computations for: _____ Sheet No. ____ of ____
Made by: _____ Date: _____
Checked by: _____ Date: _____



Open in Acrobat



Nicole Anderson



Jonathan Analuisa



Nathan Exantus

jose perez



mohammad ashraf