

Narrative Illustration Process



By Angela Iacono

The story of Robin Hood

I chose to do Robin Hood for my narrative illustration final. I chose this particular story because I personally have never seen a version where Robin Hood is a female. Besides Disney's Robin Hood, most adaptations of this tale are very dark, gritty, and very monochromatic. I think it would be more interesting to go with a warm muted color palette as opposed to the very edgy dark greens, blues and blacks I've seen in recent movies. My original plan/concept for this tale was for Robin Hood to actually turn into a robin however, it wouldn't have made a very clear illustration as to who the character was. Also, it didn't really fit any of the plot points in the movies and literature. With that being said though I still think it would be a fun thing to draw on the side one day.

Thumbnails

THUMBNAILS

11/24/20

ROBIN HOOD

1) ROBIN climbs into Prince John's bedroom where the gold was kept. Prince John and Sir Hiss are sound asleep.



Jumping in the window

Tiptoeing to the gold



crouching down getting bags of money instead of just standing there



Robin in the carriage with Little John



ROBIN HOOD and little John with Prince John in his carriage as they are sitting in a tree



Robin and Little John up in the room where Prince John and Sir Hiss



close up of King John and Sir Hiss



first person view of carriage and characters outside

3) Robin Hood disguises himself as a stork to win an archery contest to win a kiss from the person in waiting (for marriage)



zoomed out version of shooting the arrow
close up version of her shooting the arrow
Little John dressed as a cool prince



different angle of shooting the arrow

This concept could be fun because it is a mix of the Disney version of Robin Hood and the original story. But now it will be my own.

Angela Iacono - Thumbnails continued

4) Robin Hood jumps into the moat of the castle as guards are chasing them (Little John too)



first person view of Robin jumping in the moat water



under water POV

guards chasing after main character

5) Robin Hood meets Little John at the Sherwood forest



forest scene



high five



When they meet they duel and Little John ends up in the water

Thumbnails



For the thumbnails we were instructed to make 30-40. This was quite difficult to do because I couldn't find any stories online and I've actually never seen any Robin Hood movies. I knew the basic plot however, my knowledge was very limited at this stage.

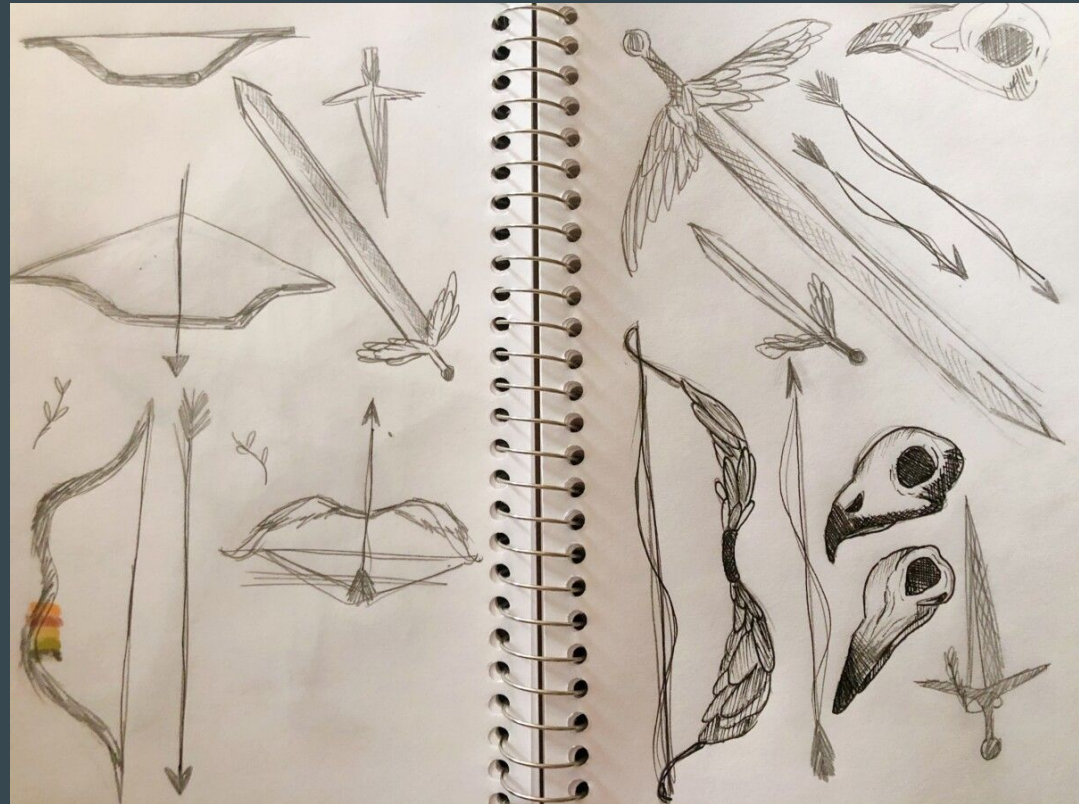

After doing some digging I finally was able to find a general story of Robin Hood. It was really helpful in coming up with concepts in the future.

Concepts



These are my 4 concept sketches. Each of these were super fun to draw. I love when there's no pressure in art because I feel as though that is when I do my best. For this final I decided to do it traditionally instead of digitally. I figured I wanted my best work out there and I was more confident in my traditional way of art rather than digital.

Character Development



Character Development




Character Development



Loose character sketches and trying out different clothes.

Character Development



Character Development

The characters that are going to be in my Robin Hood illustration are Robin Hood and her friend Little John. I had changed Robin Hood into a female and was excited to start designing her character because females are more exciting for me to draw than males, and also easier. For the second character in the illustration it was a character named Little John. In Robin Hood Little John is Robin's friend who is very big and muscular. In Disney's adaptation Little John is the bear and Robin hood is the fox. For my redesign of Little John I just made him into a bird, this bird I drew was a robin and eventually I decided to color the Little John all black. It was also really fun to design bows and swords!

The Concept I chose to Illustrate



I chose this concept to illustrate because it was my favorite out of the 4. It was also the most liked out of all of my concepts that my classmates had decided on in the breakout rooms.

The feedback I had received on this concept was that Robin Hood needed to look less relaxed as she and Little John watched King John and Sir hiss pass by in the Sherwood Forest. In this particular part of the story Robin Hood and Little John are planning to steal the taxpayers money from the horse drawn carriage King John is in. So I needed to make it look more like Robin Hood was about to attack and not just sitting there with Little John in the tree. It was really helpful advice and I really tried to apply that into the final illustration.

Value Studies



My value studies were very quick and put together very messy. I figured it would be easier to do the value study digitally rather than traditionally because I didn't want to mess anything up in the sketch.

Color Mockups and Lighting



For my color mockups the main goal was to do a quick coloring before I did it traditionally. This was helpful because I didn't have to waste paper or risk the chance of my markers drying out. The lighting I struggled with and is most likely super subtle because I am not very experienced in that just yet.

Line Art

Here is my line art for the final illustration. It wasn't very difficult and didn't take me very long. The only thing that took most of my time was having to redraw the horse drawn carriage. It was a very important aspect of the drawing and needed to be done however, it took a while.




Final Illustration

Here is my final Narrative illustration. This was extremely fun to color in and I think you can really tell that my strong suit is traditional art. The materials I had used were Spectrum Noir Illustrator markers, micron inking pens, a gold gel pen, and color pencils. I think her pose still needed to be more exaggerated however I think it still works well because of the subtlety of the illustration. I wish I wouldn't have colored Little John all black because you can't really tell that it is him.

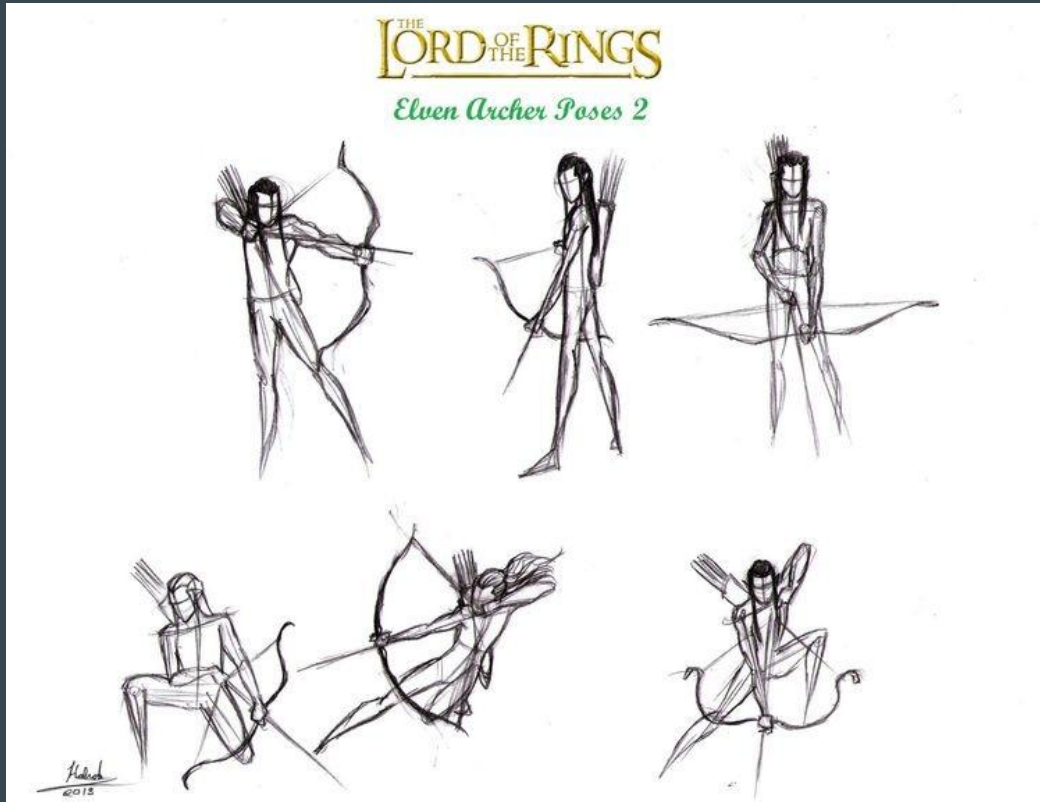


If I were to do anything differently it would be the pose of Robin hood and the shape and color of Little John. I think my color palette turned out slightly lighter than what I originally intended but I think it's pretty. I scanned this image and took it into Photoshop and adjusted the levels to get a warmer illustration. I also added a red frame, which makes me think of a storybook.


References Used




References Used



References Used



References Used



I had gathered images from many different websites. Most of my references that I used were from Pinterest and are in my Pinterest board. However, for my horse drawn carriage I got it from amazon. It was a figurine/toy and it was very helpful, it helped me simplify the shapes and focus on details. For certain parts of my character sketches I had referred to the Living Lines Library and went straight to Brave. This was extremely helpful as my story had contained a female lead who was also very skilled in archery. It was also just fun to draw robin without her bird skull mask looking like Brave's Merida.

The End~