





UNWANTED TRIP




Video Editor

Alisha Farrouq



Role of a Video Editor



- What is the role of a video editor ?
- What inspired me to be on the path of a video editor ?
 - Acting
 - Directing
 - Cinematography
- Now I'm sticking to editing because I took Editing Skills and Advanced Editing Skills with Professor Travino
- Why I decided to edit on Adobe Premiere and not Avid



The Unwanted Trip

- What is the *Unwanted Trip*?
- How did I get on board with this project?
- Why did I choose to be a video editor for this project?
- - Failed Game Show



+ Preparations

■ How did I prepare for this project?

- Online video tutorials / Adobe tutorials
- Adobe Premiere Pro CC Classroom in a Book (2018 Release)
- Practice editing small promo videos for people

(<https://www.youtube.com/watch?v=-j7iz8iOFSI>)

- Reading and becoming familiar with the script of *Unwanted Trip*
- Thoroughly going over footage
- Video Graf Internship


+ Budget

- Adobe Premiere - Student Discount \$29.99 per month

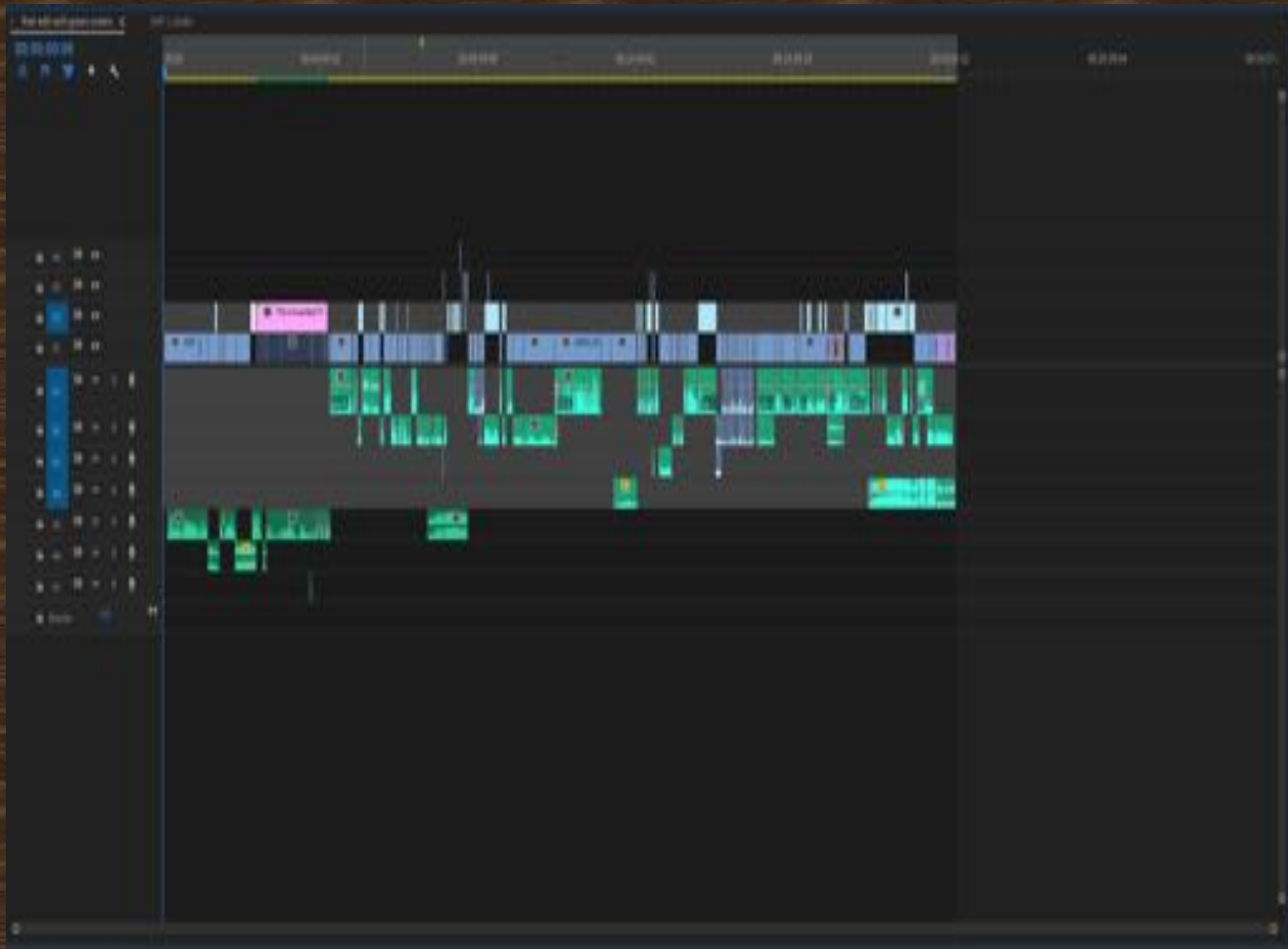




Editing Process



- Going through and organizing footage
- Reading the script and getting familiar with the storyline
- Making bins for each day of footage
- Create proxies for each shoot day to help edit faster
- Made individual sequences for each day/scene to sync audio
- Made the main sequence where everything came together
- Started the actual edit
- Looked for non copyrighted songs to use as part of the soundtrack for the film (with / without vocals)
- Green Screen and Color Grading was done by Ketak but I was there to look on to the process




+ Challenges

- Communication/ Scheduling conflicts between me and Ketak
- Cancellations / change of shoot days and actors schedules
- Delay of receiving footage / audio
- Proxies taking a long time to download
- Switching desktops with proxies
- Very Late nights / all nighters
- Syncing/ organizing of audio
- AUDIO!!
- Some scenes / takes missing the slate
- Learning the software – Adobe Premiere → →→



Learning the Software



- The transition from Avid to Premiere wasn't as difficult as I thought but it was going to be but it was a very long process of learning it
- I was aware the two software was completely different
- There was lot more than I thought I had to learn in order to edit this project



Goal Expectations & Results

- EXPECTATION : 20-30 mins Movie

OUTCOME: Rough Cut – 20 mins / Final Cut – 25 mins

- Great Product and Strong Story

- Final Product has some final tuning to be done

- Audience to have a feel for the movie

- Gain more knowledge of Adobe Premiere

- No opening or ending credits

- Didn't sync audio to each and every clip



