

Learning Places Fall 2018

SITE REPORT #1A


ZUCCOTTI PARK

Select a meaningful image to that captures your perception of the site we visited and provide a caption explaining what the image is.

STUDENT NAME: KEVIN BRITO

INTRODUCTION

What were your expectations of the place, before arriving? Did your experience of the place match your expectations? How did it, or did it not, live up to your expectations? What did you notice about the place that you didn't already know from reading or previous visits?

Before arriving to the site I had expected to see people camping and living at the site.  My experience at the park was nothing like my expectations. There was people who were eating and hanging out with their friends. Well what I noticed was that I haven't been to this area at all, and just reading about it and seeing pictures when there was people living there and now was very drastic. I imagined a lot of brutality happen in order for the police to force those people away from their home.

SITE OBSERVATIONS

Insert 3 photographs and provide a title for each image. The title should be a a word or short phrase that sums up the subject matter of the photo or a visual theme present in the photo.



Privately Maintained



ADA accessible




Public luncheon


Why did you choose these images? Do they summarize a feeling you have for the place? Do they focus on prominent objects or features of the place? Explain.

I choose these images because I felt they best describe this space. They do promise to make this a public clean space for everyone to use even people with disabilities. Regardless of the activity everyone is welcomed at Zuccotti Park.


Describe the sizes and shapes of buildings in this area. Is there general uniformity or heterogeneity among structures?

When observing the site I noticed two **different languages**  to the surrounding buildings. There was one with a more classical style while the others were more of a modern curtain wall system. They all did however seem roughly around the same height. Looking from the bottom you can't really tell which one is taller than the other. Overall these buildings are generally uniform among the structures.


Describe the patterns, textures, colors, and ornamental features of the surfaces of the buildings and structures in and around the place.

Some patterns and textures found on the site include, **glass curtain wall**, structural lighting, there was also greek style columns with **ornaments in between the slabs**, followed by construction scaffold, and some **gargoyles or** ornamental statues on the facade of the building. Finally there looked to be like a terra cotta system for the facade. 

How is the natural world integrated into the built environment? Were trees, plants, lawns, and bodies of water established *around* existing architectures, or were the buildings and walkways built to observe preexisting “wild” areas? Describe patterns and methods of integration.

From what I observed I did not see any natural environment everything was thought of and built accordingly. From the seating areas to the location of the trees in the park. Everything was well thought off and planned. I noticed the seating area had little bumps separated approximately every 2-3 feet I am assuming that was to **avoid skateboarders to skate of the seating area**  a controlled area because there was a lot of cops and maintenance crew patrolling the area.


Other than buildings, what are the functions of the designed / built structures (walkways, seating, etc)?

The walkways were slopped accordingly to the site. I felt like there was a continuous ramp that will bring you across the park. It also served as ADA requirements.  seating area as I mentioned before looked to be strictly for seating purposes only. Because of the bumps added on the seating area it made it more oriented to sit and enjoy your meal or break.


What public amenities are offered to users of the space (water fountains, wheelchair access and other supports for the disabled, public telephones, phone charging stations, WiFi, subway and bus stations, etc.)?

Some public amenities offered around the park include, subway and bus transportation. You also have local attractions such as the 9/11 memorial, the oculus also the freedom tower. There is also a variety food choices to choose from all located on the same area.


How have the planners and architectects communicated the purpose of the place, via signage or design elements?

I feel the planners and architects have communicated the purpose of the place by creating a lot of seating area with alot of open space, providing shade with the evenly spread trees. They also created a gathering space enough to have a group to have a conversation. 


Are there any restrictions or rules (either explicit or implied) about how to use the space or interact with other people? Do you see anyone using the space in a manner that exceeds or violates the intentional design? Describe.

I fell the only rule f  for this park is not to live here anymore. I did not see anyone sleeping on the area noor any tents. They urban space is strictly for seating purposes, and that's what I witness for the most part.

How do people generally interact with the environment? Is this place crowded? Walkable? Easy to navigate? Comfortable?

This place is generally easy to manage. It is accessible from all street levels, it is certainly not overcrowded. You can find a seat to grab your meal or your brake. I saw they have outlets wrapped in tape, I wasn't sure if that was intended so no one got hurt or they were not public. The seats are like any other polished stone seating,  if you are comfortable seating on that material than it can suit you very well. I personally didn't feel very comfortable seating on that material.

What is your personal experience of the place? Think about sound/smell/touch, your body's movement, contact with the ground and physical comfort. How does the place make you feel?

My personal take on this public urban space, was fairly pleasant. It did not feel crowded, everyone had their space to enjoy their activity. It wasn't very noisy, apart from an ongoing fire truck. I did hear some bird chips, I felt like the trees on the site blocked some noise  coming from the ongoing traffic. The space was fairly comfortable.

ANALYSIS/DISCOVERIES

Use this section to reflect on your observations. Remember to refer to your observations when drawing general conclusions.

Thinking about the neighborhood in which the place is embedded, who is this space designed for and for what general purpose?

This urban space is designed for the residents of the site, whether they are working on the buildings or just passing by. This space is used to sort of get away from the city without having to leave the site. You have the shading provided by the trees to kind of block the view of the surrounding buildings, as well as any ongoing noise. While in the space everyone can use it for a brake spot or a public cafeteria.


More specifically, what kinds of social interactions does the place encourage or support? How do noise and light affect social interaction? What about the proximity of design elements (walkways, benches, etc.)? Mention specific design elements in your answer.

I feel this space is an interaction spot, for the neighbors to get to know one another, over a coffee break or lunch. The noise and light do not affect the area because it seems to be blocked off slightly. Also the spread of the seating is not too close, which means it may be used for a more in dept interaction.

How might you use the space in a creative way that exceeds the intended use of the designers? Think about behavior, physical movement and organization, numbers of people, etc.

I feel like a public performance could be done in this place. Any kind of organization conference can happen here. People don't seem to mind interaction with multiple people here. It is very secure and monitored.

QUESTIONS for FURTHER RESEARCH. Write down questions that require further research to answer. These should follow directly from your analysis section and be complex and specific enough to serve as the basis of a research project; do not include questions you can answer with a quick google search.

1. Question? Are there any permits needed to have a public performance or movement in the urban space? 
2. Question? Is the bump associated with the seating areas a potential risk for the safety of the public?
3. Question? How can we file for a change on the urban space?

SITE REPORT #1B

FURTHER RESEARCH

Choose and revise one of your questions for further research from part 1A of this report.

Revised Research Question:

Find a book, government document, or newspaper article that could help you answer your question.

MLA Citation for Book, Government Document, or new article:

Why did you select this source? How does it address all or part of your research question?

Describe the process you used to find this source including any keywords and the search engine or tool you used to search.

What other sources or further information would you need to answer your question? Where would you look for them?