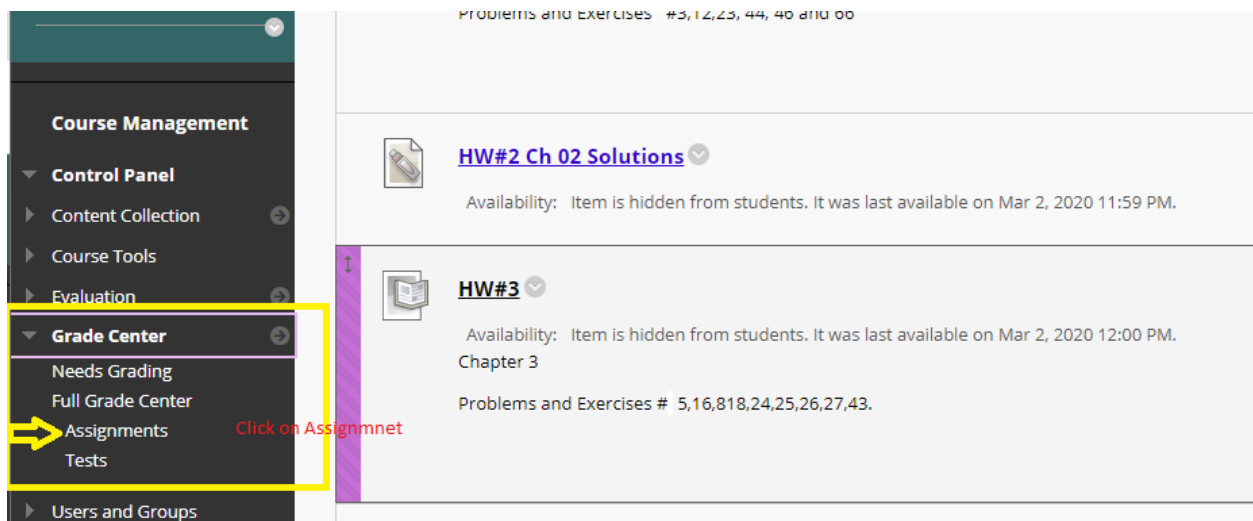
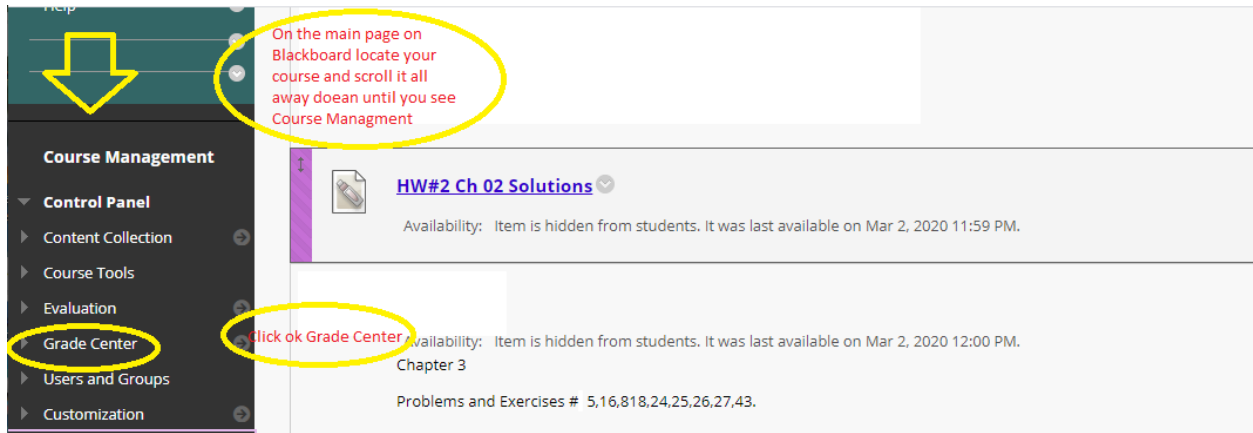


How to Grade Students Lab reports Submitted on the blackboard?

I will show you two things:

1. How successfully student submitted work on Blackboard and
2. Unsuccessfully

1. Locate your course on Blackboard and add Assignment (following the guidance I sent previously); then:



Grade Center : Assignments

The Full Grade Center displays all columns and rows in the Grade Center and is the default view of the Grade Center. [More Help](#)

Create Column Create Calculated Column Manage Reports Filter Discover Content Work Offline

Sort Columns By: Layout Position Order: ▲Ascending

Grade Information Bar							
LAST NAME	FIRST NAME	VECTORS & PROJECTILE MOTION PROBLEMS	HW#4	HW#5	HW#6	HW#7	
Ali	Umor	--	9.00	!			!
Averbakh	Kristina	10.00	10.00	!	!		

! symbol means student successfully submitted work

LAST NAME	FIRST NAME	VECTORS & PROJECTILE MOTION PROBLEMS	HW#4	HW#5	HW#6	HW#7
Ali	Umor	--	9.00	!	--	--
Averbakh	Kristina	10.00	10.00	!	!	--
Dimaggio	Brian	--	10.00	!	--	--

Place your cursor and wait for pop-down menu button. Click on it

Pop- down menu

Sort Columns By: Layout Position Order: ▲Ascending

LAST NAME	FIRST NAME	VECTORS & PROJECTILE MOTION PROBLEMS	HW#4	HW#5	HW#6	HW#7
Ali	Umor	--	9.00	!		
Averbakh	Kristina	10.00	10.00	!	!	

Pop-down menu will open another window:

- View Grade Details
- Exempt Grade
- Attempt 3/1/20

Click on "View Grade Details"

Current Grade: Needs Grading ⚠ out of 10 points Exempt

Grade based on Highest Score

Due: Mar 9, 2020

Calculated Grade

Click on it

View Attempts

Attempts Manual Override Column Details Grade History

Delete Last Attempt ▾ Go

Date Created	Date Submitted (or Saved)	Value	Feedback to Learner	Grading Notes	Actions
Mar 1, 2020 10:22:51 AM	Mar 1, 2020 10:22:51 AM (Needs Grading)	⚠			View Attempt Clear Attempt Ignore Attempt Edit Grade

Icon Legend

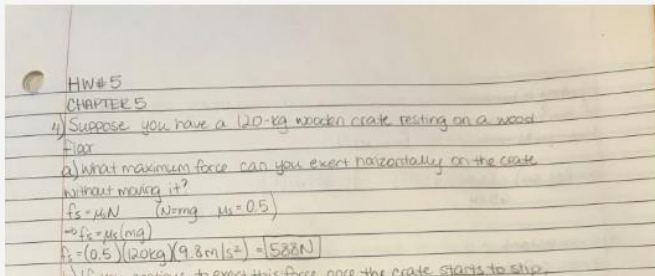
Assignment Instructions ▾



This box is to make comments directly on submission



Student work will be appearing here, so now you can freely move around her/his work!



Assignment Details ▾

GRADE HIGHEST GRADE /10

ATTEMPT 3/1/20 10:22 AM /10

SafeAssign ▾

Submission

[E3FAADCC-82B2-4A31-A74C-A8DDFCCEBD63.jpg](#)

[1512ED3F-D966-49FD-9240-61349ED283DC.jpeg](#)

Assignment Instructions Close

I am adding a comment as **When you finished adding comments and such submit the grade manually**

Handwritten notes on a lined paper background:

HW#5
CHAPTER 5
4) Suppose you
floor
a) what maximum
without moving
 $f_s = \mu_s N$
 $\Rightarrow f_s = \mu_s(mg)$
 $f_s = (0.5)(20kg)$
b) If you continue
what will the magnitude
 $f_k = \mu_k N$ ($\mu_k = 0.3$)
 $\Rightarrow f_k = (0.3)(20kg)(9.8m/s^2) = 352.8N$
 $F_{net} = ma \Rightarrow f_s - f_k = ma \Rightarrow a = \frac{f_s - f_k}{m}$
 $a = \frac{588N - 352.8N}{20kg} = 11.96m/s^2$

Comment box: P7 is not correct

Cancel Post

Assignment Details Close

GRADE
HIGHEST GRADE ✎ 0 /10

ATTEMPT
3/1/20 10:22 AM 0 /10

SafeAssign ▼

Submission

📄 E3FAADCC-82B2-4A31-A74C-A8DDFCCEBD63.jpg ⬇

📄 1512ED3F-D966-49FD-9240-61349ED283DC.jpeg ⬇

Manually add the student grade

Assignment Instructions Close

Handwritten notes on a lined paper background:

HW#5
CHAPTER 5
4) Suppose you
floor
a) what maximum
without moving
 $f_s = \mu_s N$
 $\Rightarrow f_s = \mu_s(mg)$
 $f_s = (0.5)(20kg)$
b) If you continue
what will the magnitude
 $f_k = \mu_k N$ ($\mu_k = 0.3$)
 $\Rightarrow f_k = (0.3)(20kg)(9.8m/s^2) = 352.8N$
 $F_{net} = ma \Rightarrow f_s - f_k = ma \Rightarrow a = \frac{f_s - f_k}{m}$
 $a = \frac{588N - 352.8N}{20kg} = 11.96m/s^2$

Comment box: P7 is not correct

Cancel Post

Assignment Details Close

GRADE
HIGHEST GRADE ✎ 10 /10

ATTEMPT
3/1/20 10:22 AM 10 /10

SafeAssign ▼

Feedback to Learner

For the toolbar, press ALT+F10 (F10) or ALT+FN+F10 (mac).

Great Job!

You do not have to do this part its optional

📝 Add Notes

Cancel Save Draft Submit

User **Kristina Averbakh (23234535)** < > Column **HW#3 (Assignment)** < >

Current Grade: **10.00** out of 10 points Exempt
 Grade based on Highest Score
 Due: Feb 19, 2020
 Calculated Grade 10.00
View Attempts

Attempts Manual Override Column Details Grade History

Delete Last Attempt Go

Date Created	Date Submitted (or Saved)	Value	Feedback to Learner	Grading Notes	Actions
Feb 16, 2020 10:32:05 PM	Feb 16, 2020 10:32:05 PM (Completed)	10.00			View Attempt Clear Attempt Ignore Attempt Edit Grade

YOU CAN ALWAYS GO BACK look into student work and even change the grade. Icon Legend

You are in control of Blackboard, great is not it?

[← Return to Grade Center](#)

I can tell this student took a picture of her work with the cell phone that's great since some of the students do not have lap tops!

DONE!

- Let me show you how it looks when something went wrong during the submission (it could be the student missed the deadline submission or internet connection etc.) a lot's of things could happened!

Grade Center	Needs Grading	Full Grade Center	Assignments	Tests	Users and Groups	Customization	Packages and Utilities	Help
<input type="checkbox"/>	Higgins	Xandre	--	7.50	--	--	--	
<input type="checkbox"/>	Javed	Hamza	10.00	--	!	!	!	
<input type="checkbox"/>	Jerez Mena	Juan	--	!				
<input type="checkbox"/>	Lah	Anthony	--	7.00	!	!	--	

This symbols is NOT GOOD so you need to do something manually since you are in control of Blackboard.

<input type="checkbox"/>	Higgins	Xandre	--	7.50	
<input type="checkbox"/>	Javed	Hamza	10.00	--	
<input type="checkbox"/>	Jerez Mena	Juan	--		

✕

View Grade Details

Exempt Grade

Attempt 2/23/20 🕒

User **Juan Jerez Mena (23582448)** < > Column **HW#4 (Assignment)** < >

Current Grade: 🕒 out of 10 points Exempt
 Grade based on Highest Score
 Due: Feb 24, 2020
 Calculated Grade -

Click on

View Attempts

Attempts | Manual Override | Column Details | Grade History

Date Created	Date Submitted (or Saved)	Value	Feedback to Learner	Grading Notes	Actions
Feb 23, 2020 10:38:41 AM	Feb 23, 2020 10:38:49 AM (In progress)	🕒			<div style="display: flex; gap: 5px;"> View Attempt Clear Attempt </div> <div style="display: flex; gap: 5px; margin-top: 5px;"> Edit Grade </div>

Delete Last Attempt ▼ Go

Icon Legend

This attempt has not yet been submitted and is not available to view at this time. Click Exit to go back. ✕

Grade Assignment: HW#4

*Assign a grade and feedback for the current assignment attempt. Override the overall grade for the assignment by typing a grade in the grade field. If multiple attempts for a test have been allowed, a Student's grade is not released until all of the attempts have been graded. Click **Hide User Names** to grade attempts with user names hidden. Click **Show User Names** to display user information. [More Help](#)*

EMPTY; NO WORK! Jump to... Refresh

Viewing 9 of 20 gradable items

🕒 Juan Jerez Mena (Attempt 1 of 1)

>

Exit

At this point you can do two things help a student to recover from receiving low or no grade by doing this; or simple let it go!

User **Juan Jerez Mena (23582448)** < > Column **HW#4 (Assignment)** < >

Current Grade: ● out of 10 points Exempt

Grade based on Highest Score
 Due: Feb 24, 2020
 Calculated Grade -

View Attempts

Attempts
Manual Override
Column Details
Grade History

Date Created	Date Submitted (or Saved)	Value	Feedback to Learner	Grading Notes	Actions
Feb 23, 2020 10:38:41 AM	Feb 23, 2020 10:38:49 AM (In progress)	●			<div style="display: flex; justify-content: space-between; align-items: center;"> Delete Last Attempt Go </div> <div style="margin-top: 5px;"> View Attempt Edit Grade Clear Attempt </div>

By pressing "Clear Attempt" you are deleting unsuccessful submission so she/he can do it again. Like NOTHING HAPPENED

Icon Legend

At this point student is safe; but you need to change something else to allow this student to upload his/her work AFTER DUE DATE.

So, go back to your assignments and change the date set up.

That's all.