A man with glasses and a woman are sitting at a desk in a creative workspace. The man is wearing a blue t-shirt and glasses, and the woman is wearing a grey and white long-sleeved shirt. They are both smiling and looking at a tablet computer. The woman is pointing at the screen with her right hand, and the man is holding a pen over the tablet. The background is a white wall with several framed pictures or posters.

Film and Video Editors in New York-Newark-Jersey City, NY- NJ-PA

Contents

What is Emsi Data?	1
Report Parameters	2
Executive Summary	3
Jobs	4
Compensation	6
Job Posting Activity	7
Demographics	10
Occupational Programs	11
Appendix A	13

What is Emsi Data?

Emsi data is a hybrid dataset derived from official government sources such as the US Census Bureau, Bureau of Economic Analysis, and Bureau of Labor Statistics. Leveraging the unique strengths of each source, our data modeling team creates an authoritative dataset that captures more than 99% of all workers in the United States. This core offering is then enriched with data from online social profiles, resumés, and job postings to give you a complete view of the workforce.

Emsi data is frequently cited in major publications such as *The Atlantic*, *Forbes*, *Harvard Business Review*, *The New York Times*, *The Wall Street Journal*, and *USA Today*.



Report Parameters

1 Occupation

27-4032 Film and Video Editors

1 MSA

35620 New York-Newark-Jersey City, NY-NJ-PA

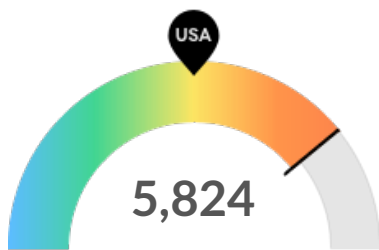
Class of Worker

QCEW Employees, Non-QCEW Employees, and Self-Employed

The information in this report pertains to the chosen occupation and geographical area.

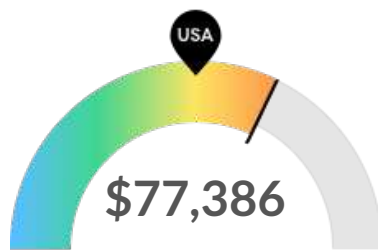
Executive Summary

Aggressive Job Posting Demand Over a Deep Supply of Regional Jobs



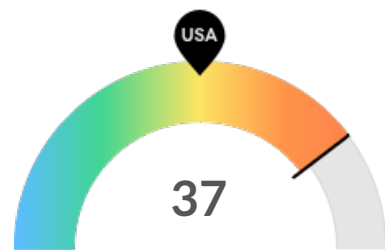
Jobs (2019)

New York-Newark-Jersey City, NY-NJ-PA is a hotspot for this kind of job. The national average for an area this size is 2,647* employees, while there are 5,824 here.



Compensation

Earnings are high in New York-Newark-Jersey City, NY-NJ-PA. The national median salary for Film and Video Editors is \$62,089, compared to \$77,386 here.



Job Posting Demand

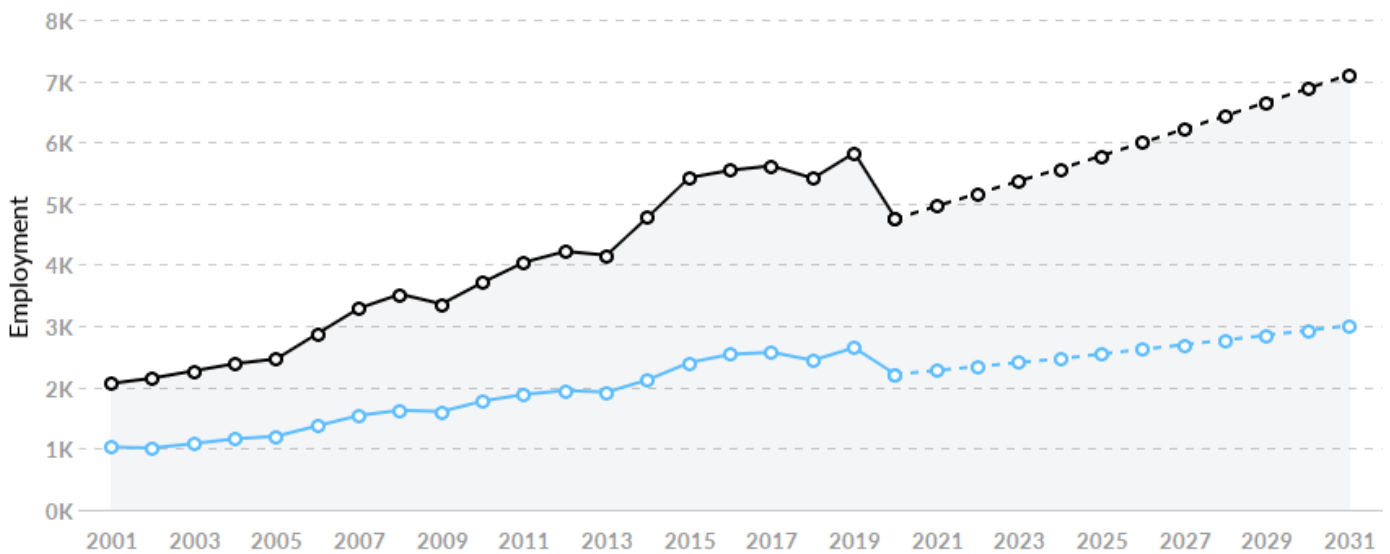
Job posting activity is high in New York-Newark-Jersey City, NY-NJ-PA. The national average for an area this size is 16* job postings/mo, while there are 37 here.

*National average values are derived by taking the national value for Film and Video Editors and scaling it down to account for the difference in overall workforce size between the nation and New York-Newark-Jersey City, NY-NJ-PA. In other words, the values represent the national average adjusted for region size.

Jobs

Regional Employment Is Higher Than the National Average

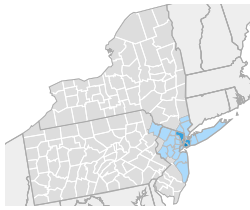
An average area of this size typically has 2,647* jobs, while there are 5,824 here. This higher than average supply of jobs may make it easier for workers in this field to find employment in your area.



Region	2019 Jobs	2021 Jobs	Change	% Change
● New York-Newark-Jersey City, NY-NJ-PA	5,824	4,959	-865	-14.9%
● National Average	2,647	2,276	-372	-14.0%

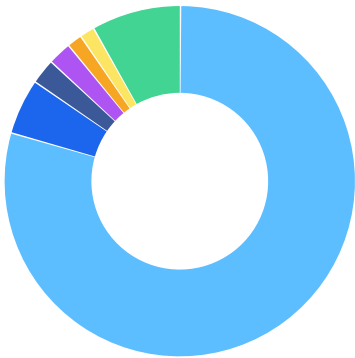
*National average values are derived by taking the national value for Film and Video Editors and scaling it down to account for the difference in overall workforce size between the nation and New York-Newark-Jersey City, NY-NJ-PA. In other words, the values represent the national average adjusted for region size.

Regional Breakdown



County	2019 Jobs
New York County, NY	3,654
Kings County, NY	809
Queens County, NY	231
Bergen County, NJ	214
Hudson County, NJ	151

Most Jobs are Found in the Motion Picture and Video Industries Industry Sector

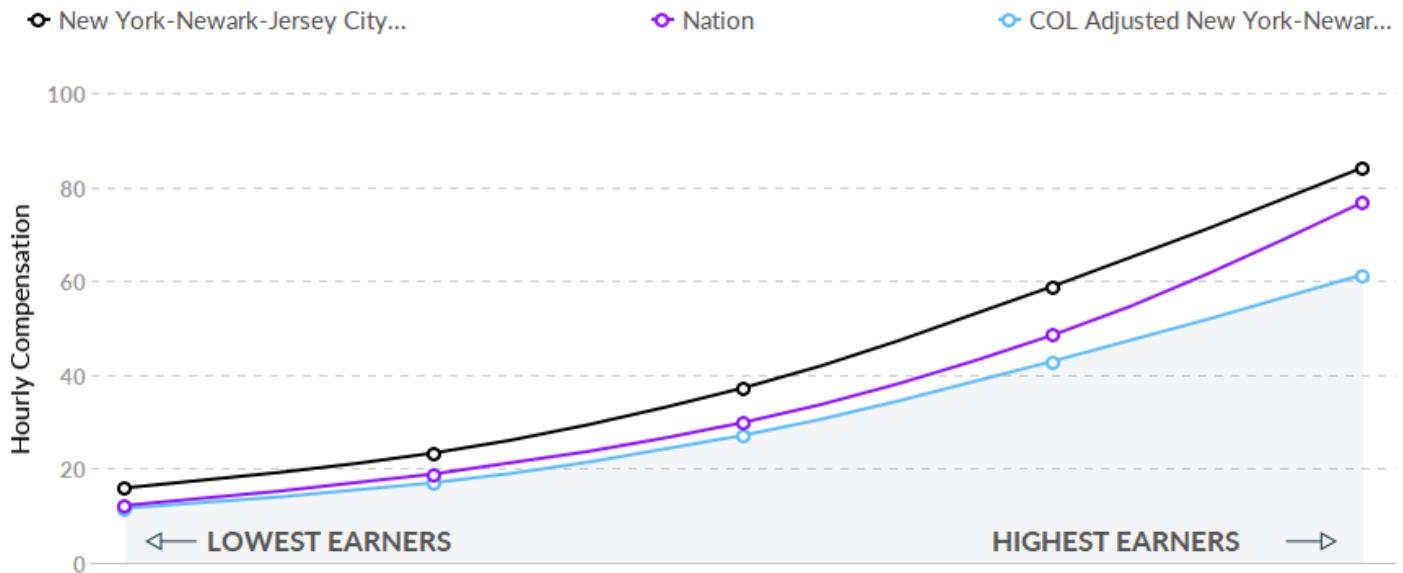


Industry	% of Occupation in Industry (2019)
Motion Picture and Video Industries	79.4%
Radio and Television Broadcasting	5.1%
Advertising, Public Relations, and Related Services	2.3%
Other Information Services	2.2%
Cable and Other Subscription Programming	1.4%
Independent Artists, Writers, and Performers	1.4%
Other	8.2%

Compensation

Regional Compensation Is 25% Higher Than National Compensation

For Film and Video Editors, the 2020 median wage in New York-Newark-Jersey City, NY-NJ-PA is \$37.20/hr, while the national median wage is \$29.85/hr.



Job Posting Activity



1,349 Unique Job Postings

The number of unique postings for this job from Jan 2019 to Dec 2021.



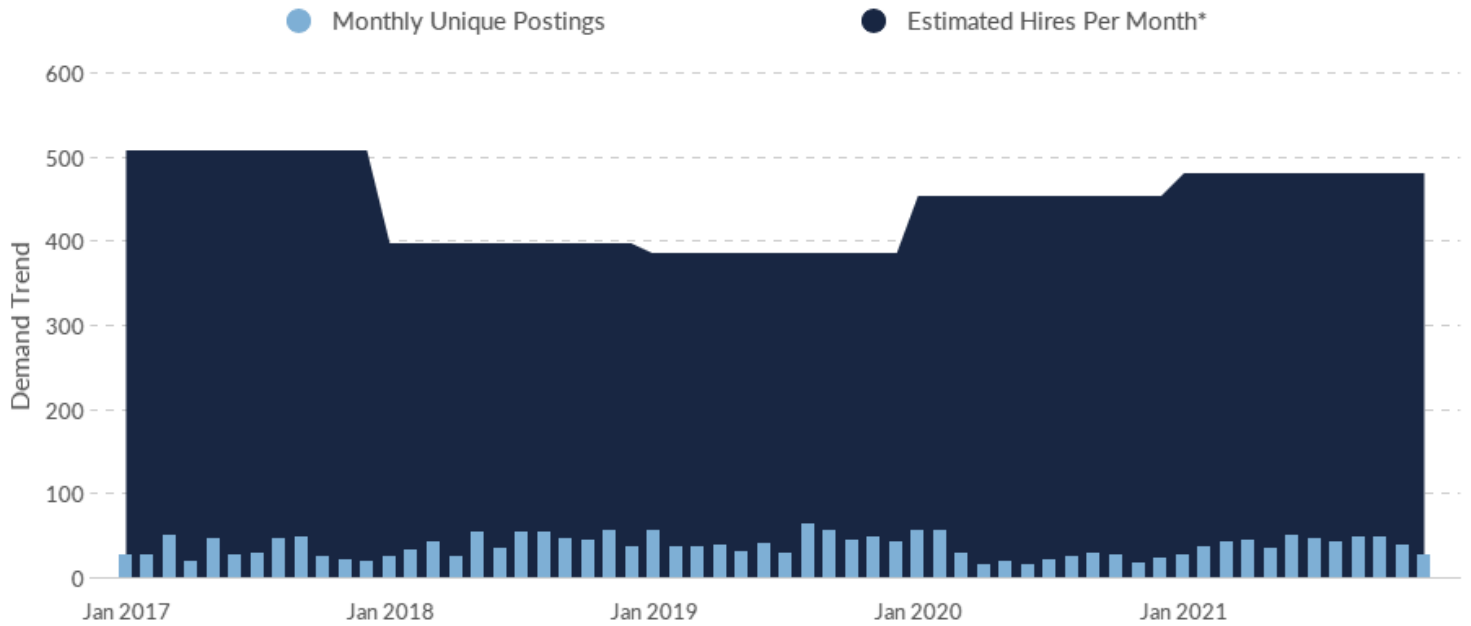
447 Employers Competing

All employers in the region who posted for this job from Jan 2019 to Dec 2021.



More Hires Than Postings

More hires than postings may mean this position is filled via other methods.



Occupation	Avg Monthly Postings (Jan 2019 - Dec 2021)	Avg Monthly Hires (Jan 2019 - Dec 2021)
Film and Video Editors	37	440

*A hire is reported by the Quarterly Workforce Indicators when an individual's Social Security Number appears on a company's payroll and was not there the quarter before. Emsi hires are calculated using a combination of Emsi jobs data, information on separation rates from the Bureau of Labor Statistics (BLS), and industry-based hires data from the Census Bureau.

Top Companies	Unique Postings	Top Job Titles	Unique Postings
Creative Circle	94	Video Editors	937
NBC	29	Motion Graphics Designers/Vid...	37
Spectrum	28	Digital Video Editors	32
Robert Half	14	Video Editor Interns	28
Altice USA	10	Video Editors/Animators	28
Bloomberg	10	Contract Video Editors	24
New York Times	10	Lead Video Editors	22
Aquent	9	News Video Editors	19
Bleacher Report	9	Motion Graphics/Video Editors	13
Sirius XM Radio	9	Videographers/Editors	13

Top Hard Skills

● Frequency in Job Postings ● Frequency in Profiles

Skills	Postings	% of Total Postings	Profiles	% of Total Profiles
Adobe After Effects	744	55%	552	22%
Adobe Premiere Pro	698	52%	511	20%
Video Editing	535	40%	1,046	41%
Adobe Photoshop	478	35%	697	27%
Post-Production	369	27%	804	32%
Motion Graphics	342	25%	250	10%
Animations	284	21%	172	7%
Adobe Creative Suite	250	19%	365	14%
Color Correction	226	17%	165	6%
Video Production	218	16%	958	38%

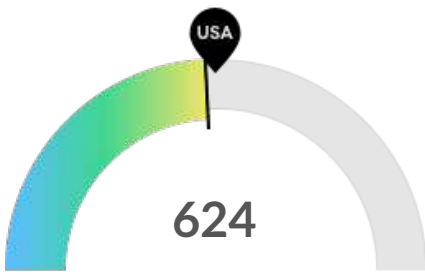
Top Common Skills

● Frequency in Job Postings ● Frequency in Profiles

Skills	Postings	% of Total Postings	Profiles	% of Total Profiles
Editing	854	63%	1,250	49%
Communications	475	35%	198	8%
Detail Oriented	390	29%	21	1%
Marketing	238	18%	305	12%
Multitasking	208	15%	18	1%
Social Media	186	14%	331	13%
Ability To Meet Deadlines	146	11%	16	1%
Time Management	143	11%	67	3%
Creativity	141	10%	47	2%
Organizational Skills	130	10%	25	1%

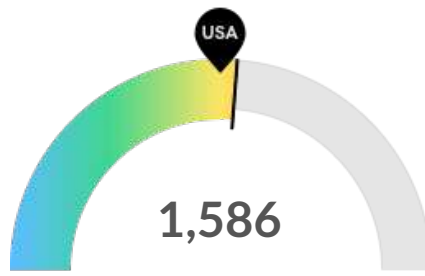
Demographics

Retirement Risk Is About Average, While Overall Diversity Is About Average



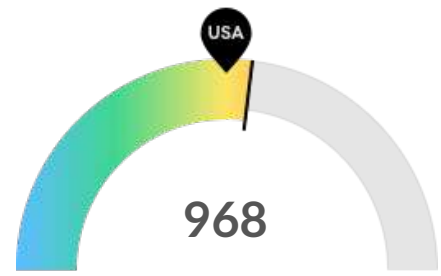
Retiring Soon

Retirement risk is about average in New York-Newark-Jersey City, NY-NJ-PA. The national average for an area this size is 654* employees 55 or older, while there are 624 here.



Racial Diversity

Racial diversity is about average in New York-Newark-Jersey City, NY-NJ-PA. The national average for an area this size is 1,475* racially diverse employees, while there are 1,586 here.



Gender Diversity

Gender diversity is high in New York-Newark-Jersey City, NY-NJ-PA. The national average for an area this size is 867* female employees, while there are 968 here.

*National average values are derived by taking the national value for Film and Video Editors and scaling it down to account for the difference in overall workforce size between the nation and New York-Newark-Jersey City, NY-NJ-PA. In other words, the values represent the national average adjusted for region size.

Occupation Age Breakdown

Occupation Race/Ethnicity Breakdown

Occupation Gender Breakdown

National Educational Attainment

Occupational Programs



15 Programs

Of the programs that can train for this job, 15 have produced completions in the last 5 years.



4,601 Completions (2020)




The completions from all regional institutions for all degree types.



671 Openings (2020)

The average number of openings for an occupation in the region is 1,516.

CIP Code	Top Programs	Completions (2020)
09.0702	Digital Communication and Media/Multimedia	1,276
50.0602	Cinematography and Film/Video Production	1,048
09.0401	Journalism	613
50.0401	Design and Visual Communications, General	434
50.0601	Film/Cinema/Media Studies	320
09.0499	Journalism, Other	260
10.0202	Radio and Television Broadcasting Technology/Technician	225
09.0701	Radio and Television	192
09.0799	Radio, Television, and Digital Communication, Other	99
10.0399	Graphic Communications, Other	47

Top Schools	Completions (2020)	
New York University	1,127	
Columbia University in the City of New York	359	
The New School	269	
Rutgers University-New Brunswick	220	
CUNY Brooklyn College	202	
Fordham University	194	
Hofstra University	192	
Pratt Institute-Main	160	
Montclair State University	143	
CUNY New York City College of Technology	128	

Appendix A

Film and Video Editors (SOC 27-4032):

Edit moving images on film, video, or other media. May work with a producer or director to organize images for final production. May edit or synchronize soundtracks with images. Excludes Sound Engineering Technicians (27-4014).

Sample of Reported Job Titles:

Film Editor
Video Editor
Television News Video Editor
Tape Editor
News Videotape Editor
News Video Editor
Online Editor
Non-Linear Editor
News Editor
Editor

Related O*NET Occupation:

Film and Video Editors (27-4032.00)