

CASE 01. STAIR

AXO DIAGRAMS

PLAN\_ELEVATION

CASE 02. ATRIUM

CASE 04. WALL

S1. Stacking

S2. Stacking

S3. Stacking

S4. Stacking

S5. Stacking

A1. Stacking

A2. Stacking

A3. Stacking

A4. Stacking

A5. Stacking

W1. Stacking

W2. Stacking

W3. Stacking

W4. Stacking

W5. Stacking

- MAKE 2D PERSPECTIVE  
DRAWINGS

- EXPLODED ANALYSIS


- RENDERS

CONCEPTUAL COLLAGE

DEFINE AND VISUALIZE RULES


PLANS  
SECTIONS  
ELEVATIONS

MAP I\_ TITLE

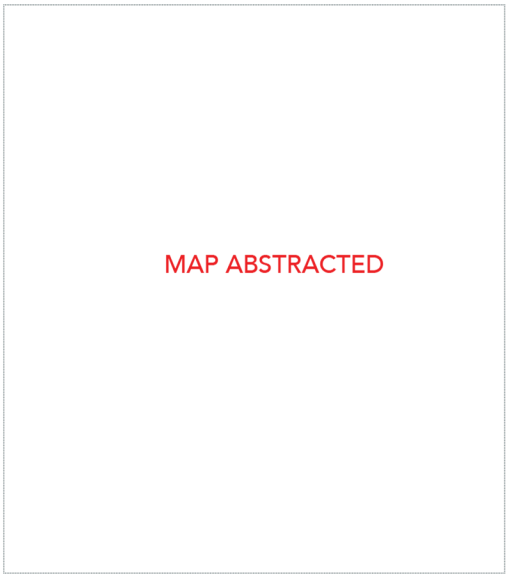


2D DIAGRAMS

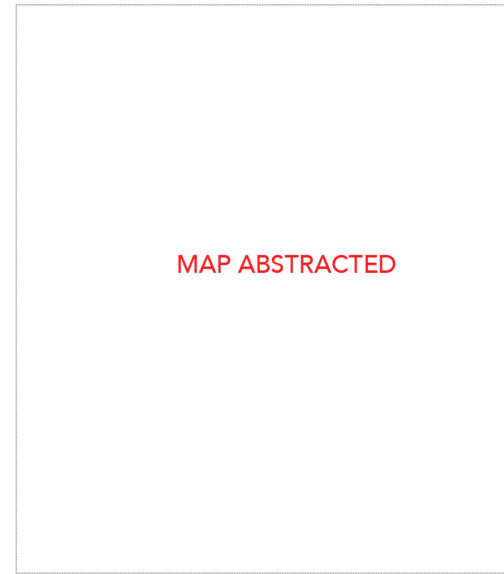
MAP II\_ TITLE



2D DIAGRAMS



3D DIAGRAMS



3D DIAGRAMS

	CASE 01. STAIR	CASE 02. ATRIUM	CASE 03. STAIR	CASE 04. WALL
CASE 01. STAIR	PERSPECTIVE RENDERS			
CASE 02. ATRIUM	S1. Stacking	S2. Stacking	S3. Stacking	S4. Stacking
CASE 03. STAIR	A1. Stacking	A2. Stacking	A3. Stacking	A4. Stacking
CASE 04. WALL	W1. Stacking	W2. Stacking	W3. Stacking	W4. Stacking
				W5. Stacking